





TOWN OF SWAN RIVER
2026 BUDGET





September
Draft Preliminary
Operating Budget and
Five-year Capital Plan

October
Senior Management
Complete Draft Budget

November
Complete Operating and
Capital Budget
Submissions/Revisions

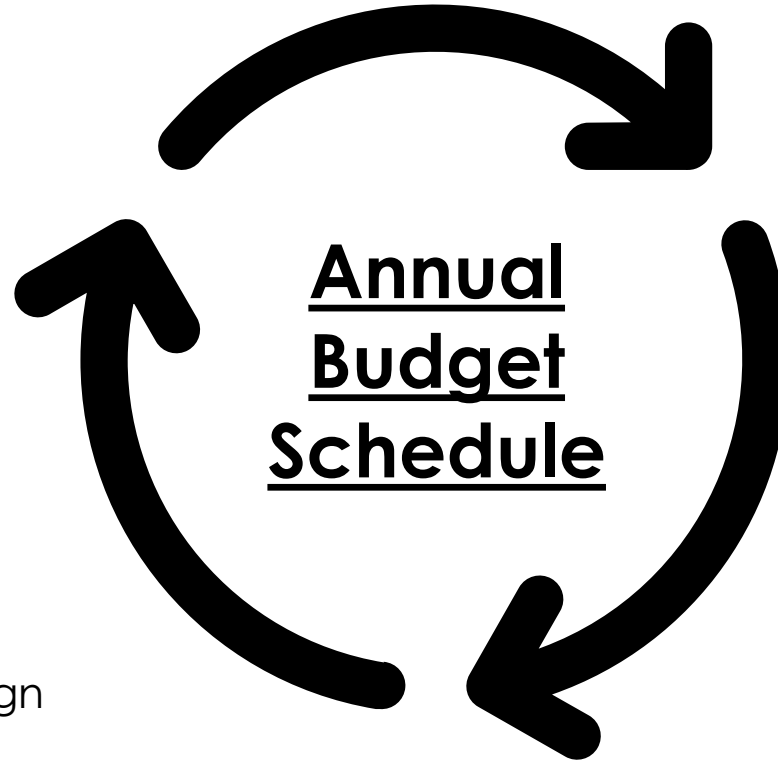
December
Present Draft Budget to
Council for Review and
Revision as Needed

March
Final Budget Review
by Council

October to March
Construction Program Design
and Tender Process

April
Financial Plan Public
Hearing

Ongoing
Monitor Expenses
and Analyze Budget
Deviations



2026 Budget Priorities

- ▶ **Maintain the principles of the 2023-2028 Strategy Plan.**
- ▶ Maintain and review levels of service in accordance with previous years.
- ▶ Maintain and create additional, self-sustaining infrastructure
- ▶ Ensure available financial resources to participate in future Federal, Provincial, and Municipal programs when available.



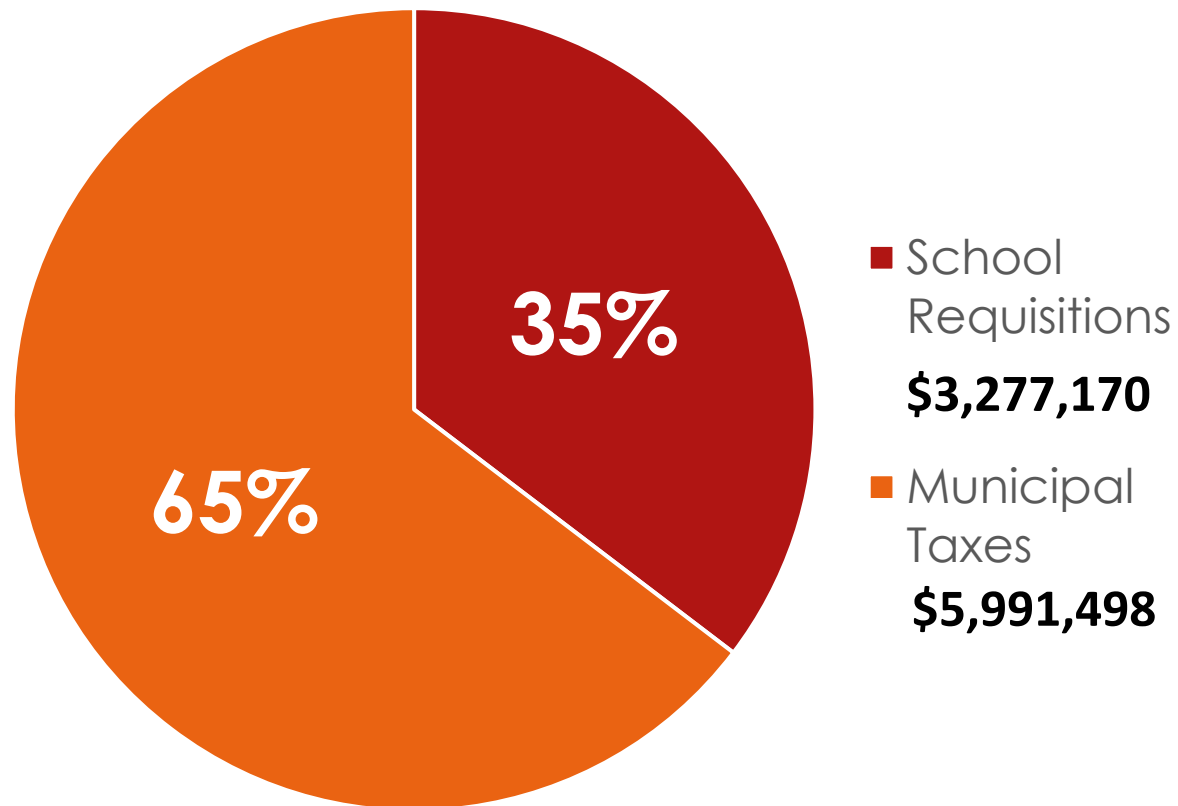
Revenue



SWAN RIVER



Municipal Tax & Education Tax



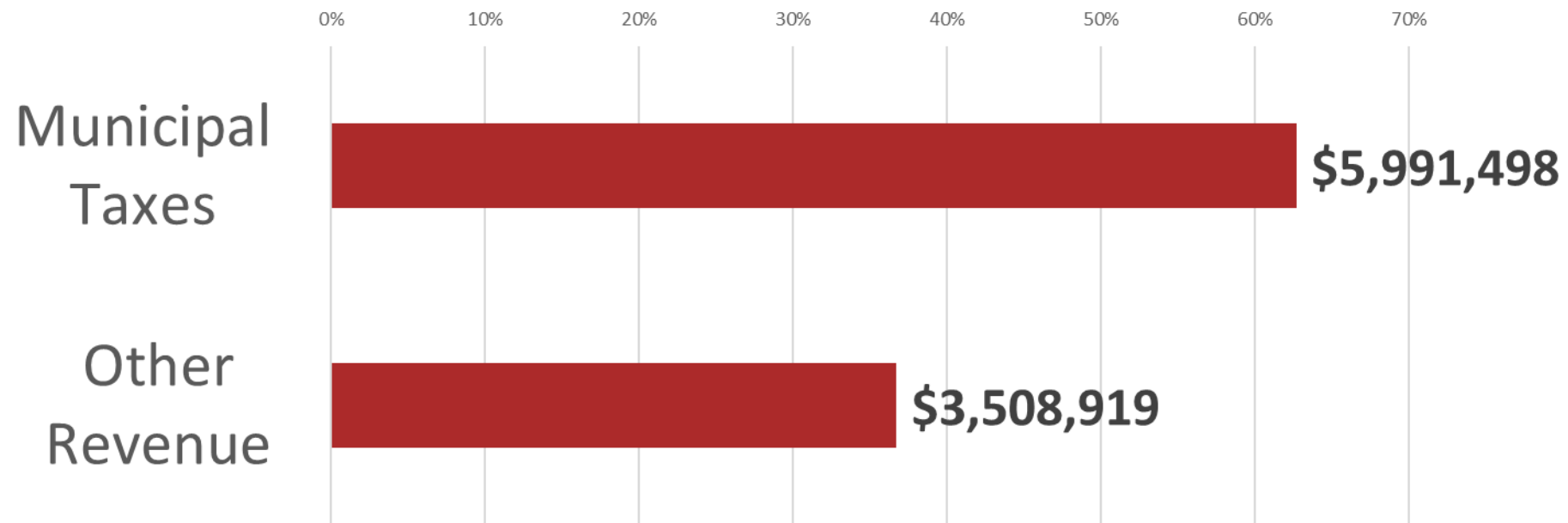
- ▶ Municipality has no responsibility in establishing the education tax.
- ▶ For questions about the Education Tax please contact the Swan Valley School Division
- ▶ [\(204\) 734-4531](tel:(204)734-4531)

Tax (Municipal vs Education)

| | <u>2025</u> | <u>2026</u> | <u>Difference</u> |
|--------------------|--------------------|--------------------|--------------------|
| Total Taxes | \$8,855,583 | \$9,268,668 | + \$413,085 |
| Municipal Tax | \$5,836,300 | \$5,991,498 | + \$155,198 |
| Education Tax | \$3,019,283 | \$3,277,170 | + \$257,887 |

Municipal Revenues

Main Municipal Revenues

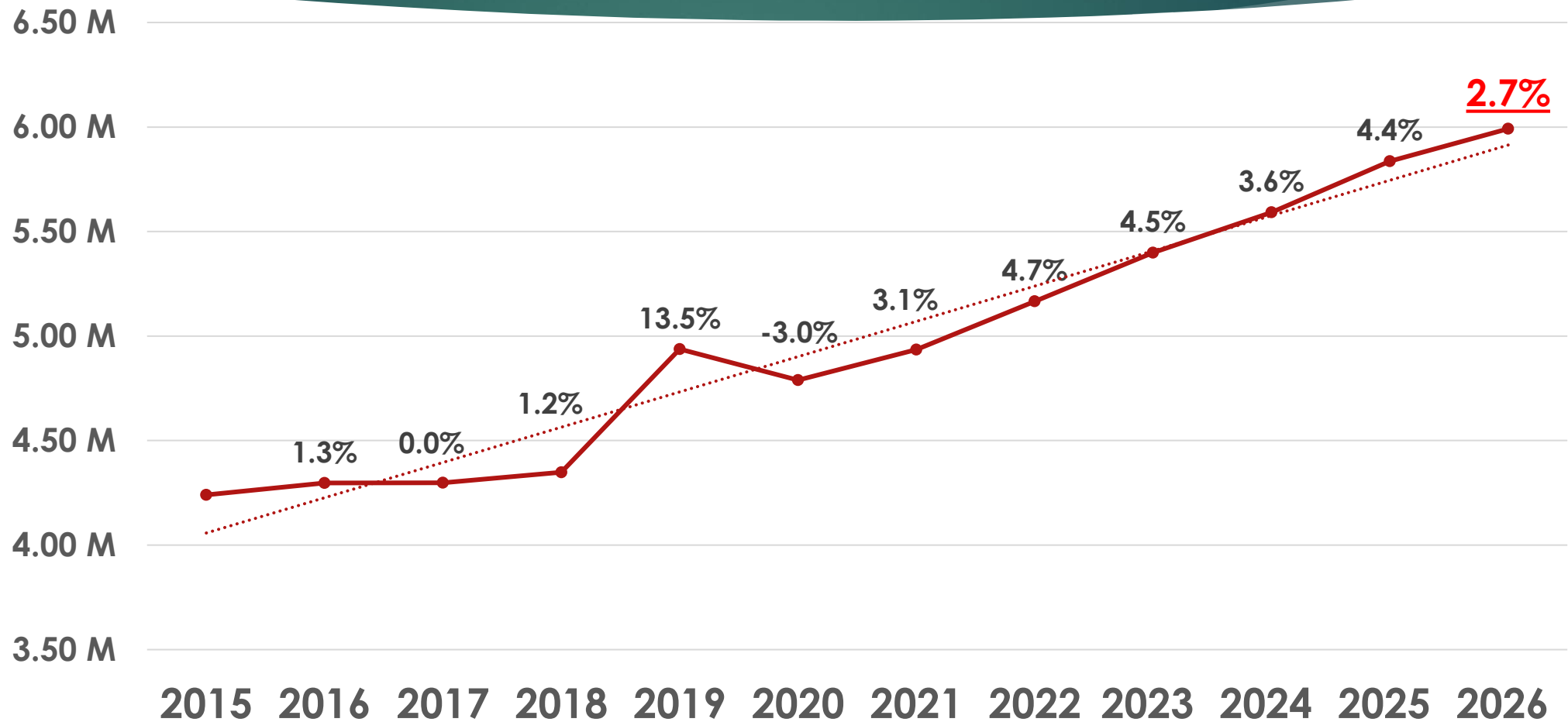


TOTAL OF ALL REVENUE: \$9,557,667

Property Value Tax relationship

- ▶ Property growth value of 0.27% within the Town of Swan River for 2026 Tax Year.
- ▶ Property Value Breakdown:
 - ▶ Residential = 60.6%
 - ▶ Commercial = 39.1%
 - ▶ Agricultural/Railway = 0.3%
- ▶ Property tax is based on portioned assessment of 45% for residential, 65% for commercial, 26% for agricultural, and 25% for railway properties.

Annual Tax Increases

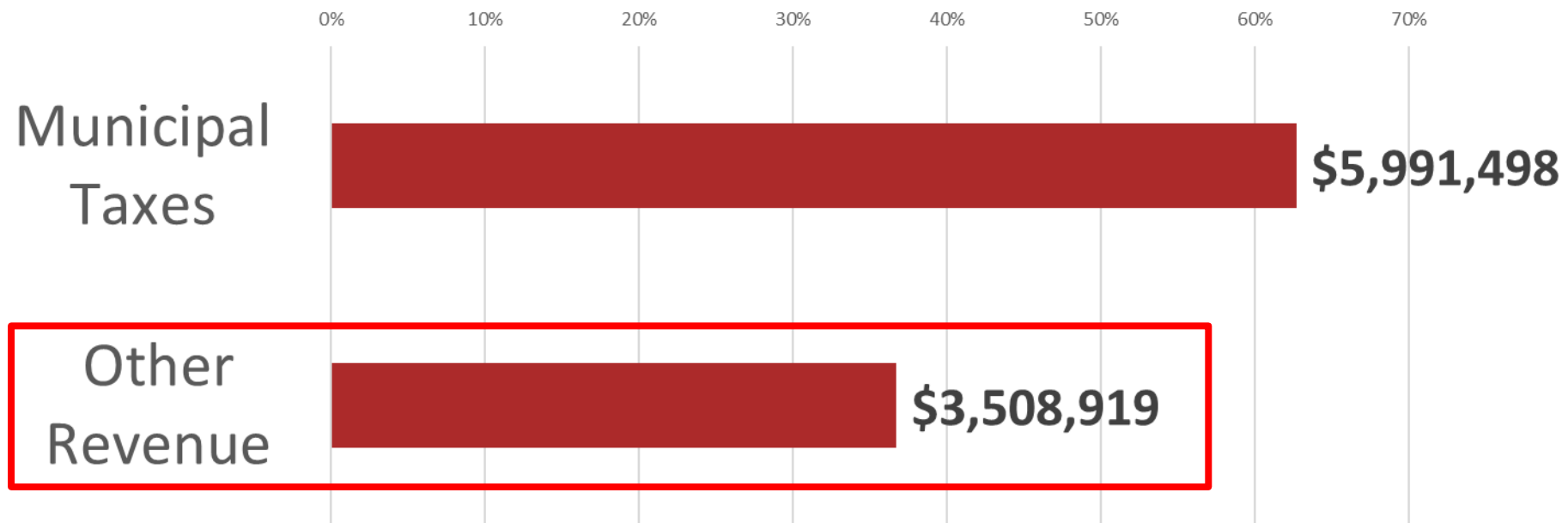


Example – Residential Tax Bill

| | |
|---------------------------------|----------------|
| Assessed Value: | \$178,400 |
| Municipal Taxes: | \$2,187 |
| Education Tax (net of credits): | \$0 |
| Total Tax Bill: | \$2,187 |

Other Revenue

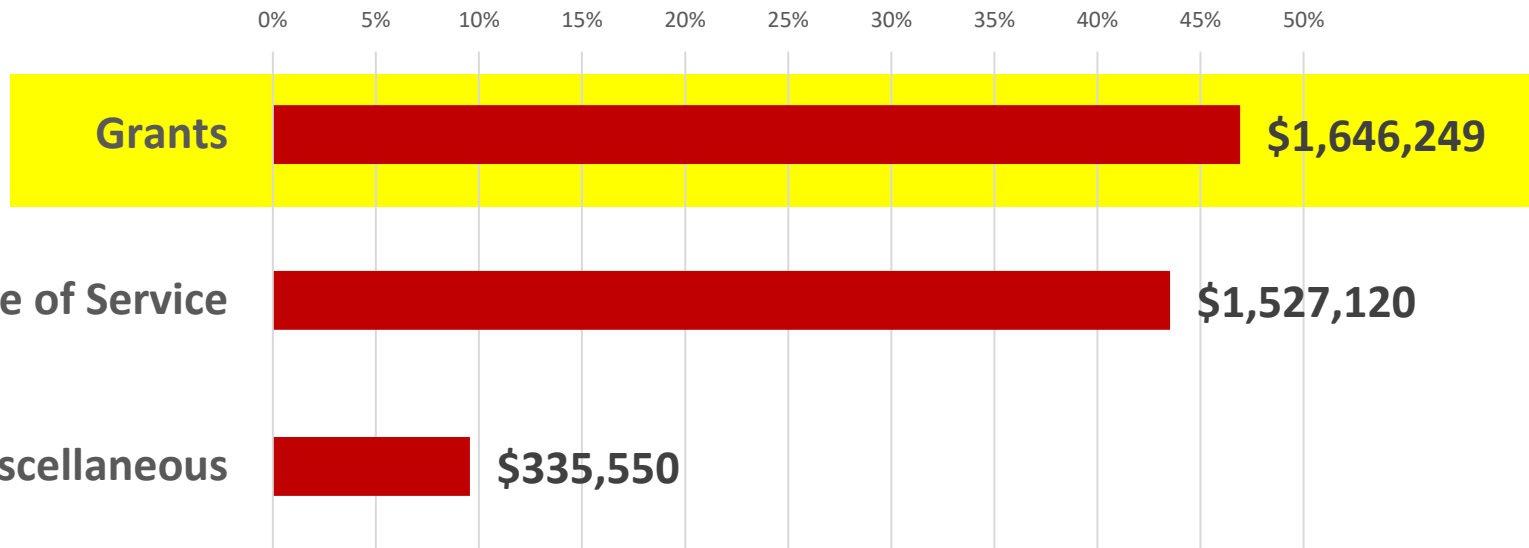
Main Municipal Revenues



TOTAL OF ALL REVENUE: \$9,557,667

Revenues – Provincial and Federal Grants

Revenue (Other)



TOTAL: \$3,508,919

Conditional Grants - Provincial Government **\$860,470**

Unconditional Grants - Municipal Operating **\$548,121**

Federal Gas Tax Funding Agreement **\$235,658**

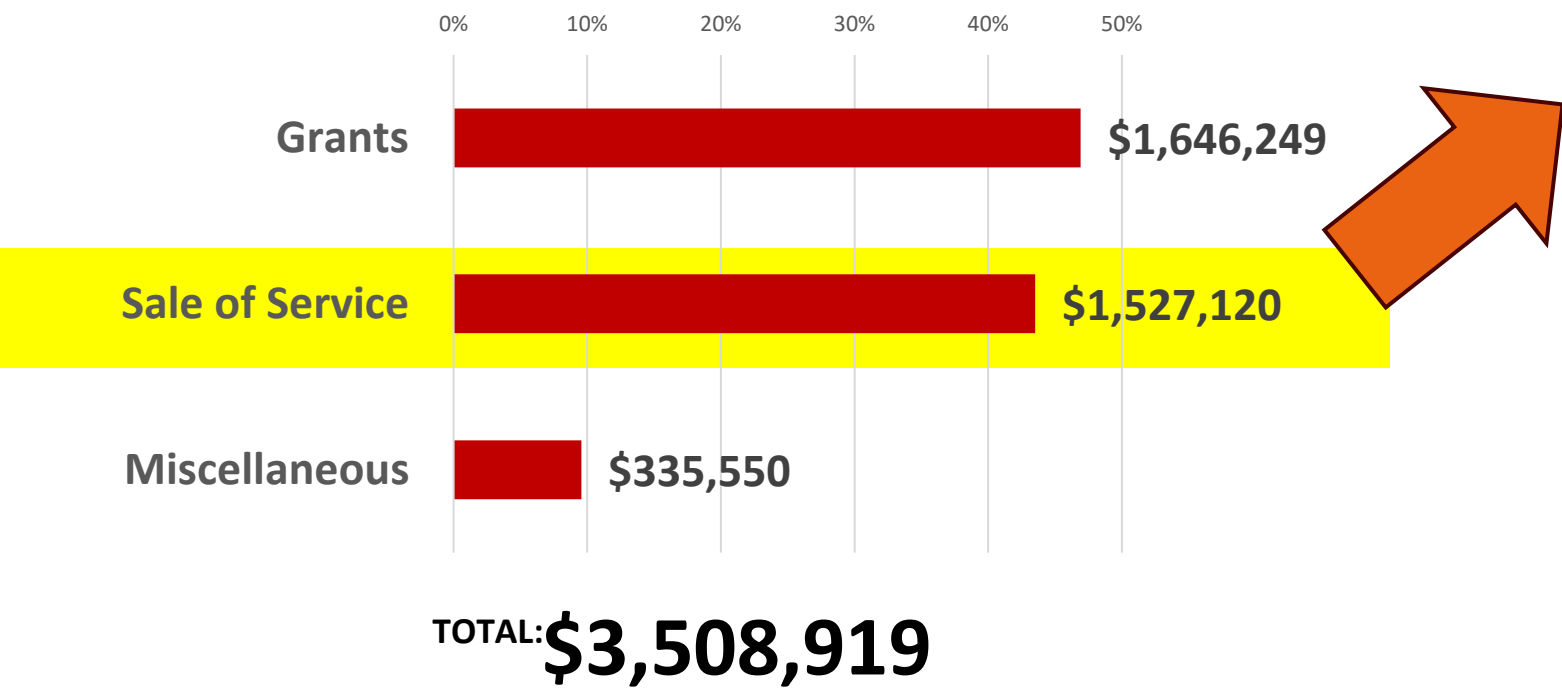
Conditional Grants - Federal Government **\$2,000**



Government of Canada

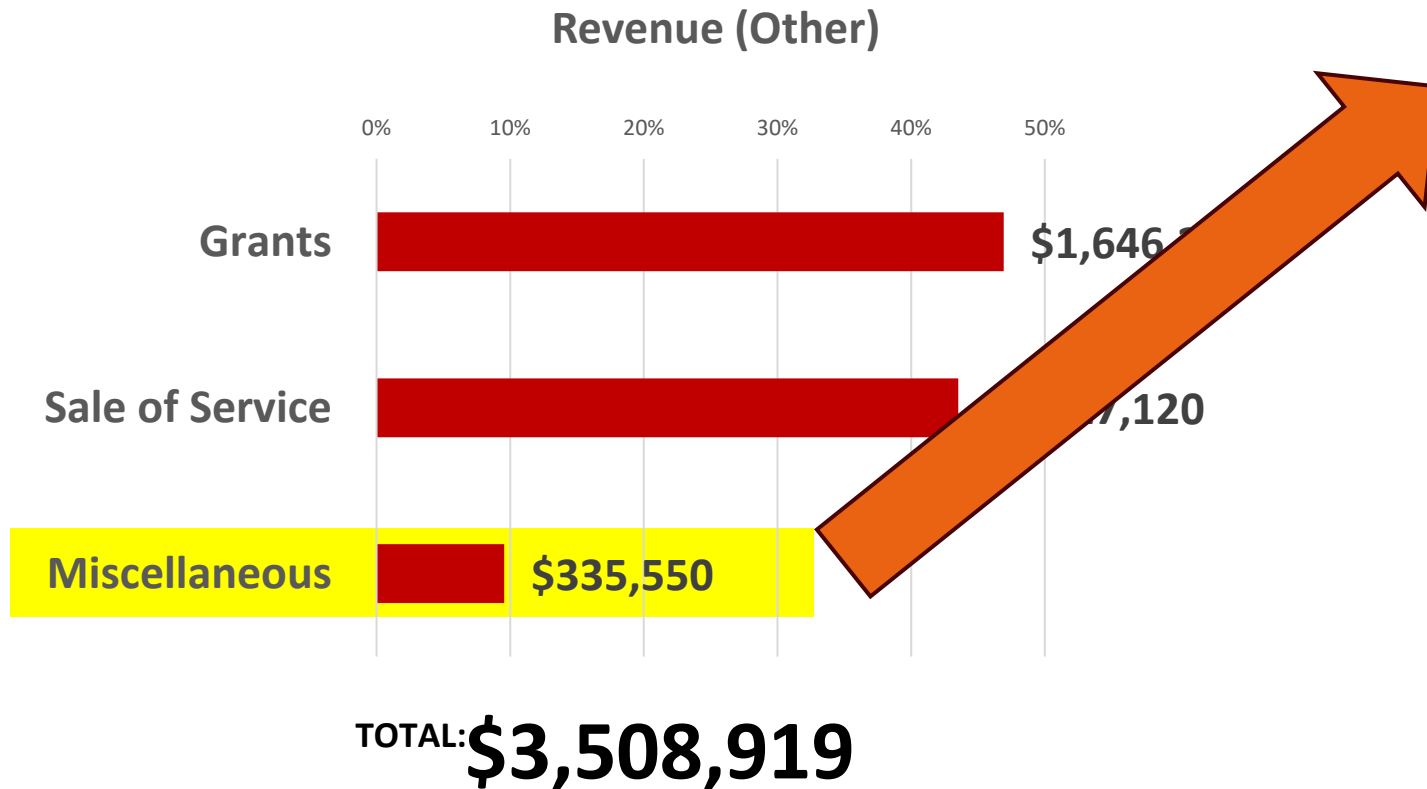
Revenues – Other – Sales of Service

Revenue (Other)



| | |
|----------------------------|-----------|
| Environmental Health | \$795,568 |
| Rentals and Facility Usage | \$283,295 |
| Protective | \$167,597 |
| Recreation & Cultural | \$132,160 |
| Transportation | \$55,600 |
| Public Health & Welfare | \$55,000 |
| General Government | \$32,000 |
| Sale of Goods | \$5,900 |

Revenues – Miscellaneous

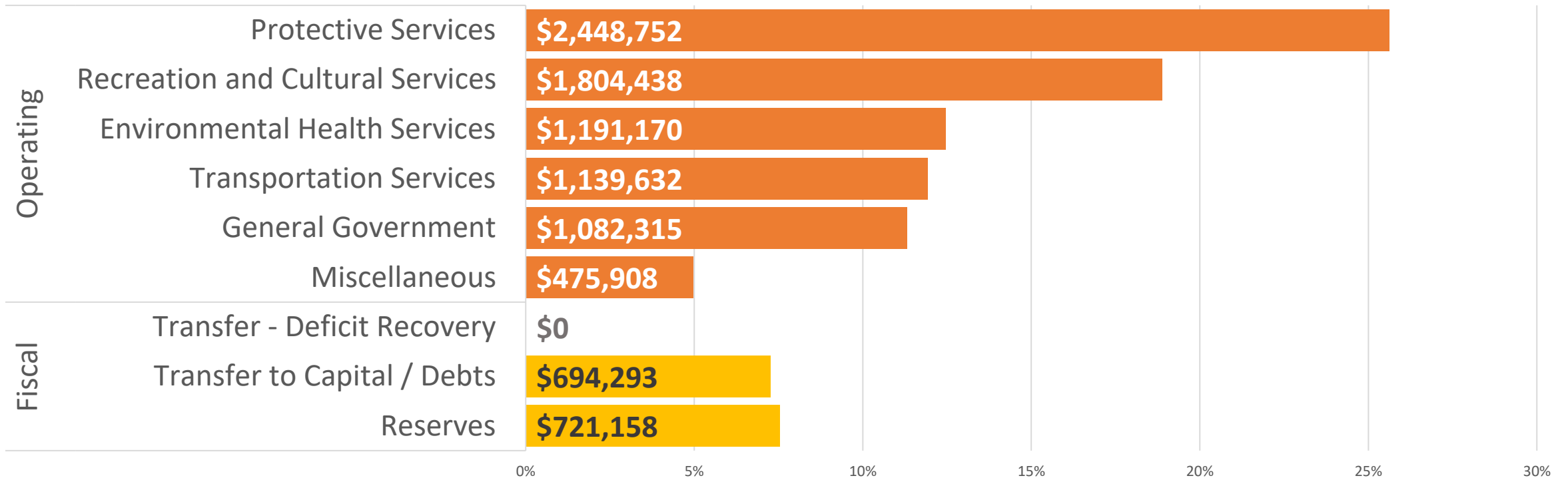


| | |
|------------------------------|----------|
| Taxes Added | \$80,000 |
| Tax and Redemption Penalties | \$70,300 |
| Accommodation Tax | \$60,000 |
| Miscellaneous | \$46,500 |
| Fines | \$29,000 |
| Returns from Investments | \$20,000 |
| Building Permits | \$12,000 |
| Licenses | \$11,800 |
| Cable TV Fees | \$5,600 |
| Occupancy Permit | \$350 |

A photograph of a modern conference room, overlaid with a semi-transparent teal filter. The room features a large, U-shaped conference table with several black office chairs around it. Two flags are visible: the Canadian flag on the left and the Union Jack on the right. A small white table with a plate is in the center. Large windows on the right side offer a view of a street with cars. The word "Expenses" is written in a large, white, sans-serif font across the lower-left portion of the image. A red rectangular graphic element is located in the top right corner of the overall image.


Expenses

Expenses

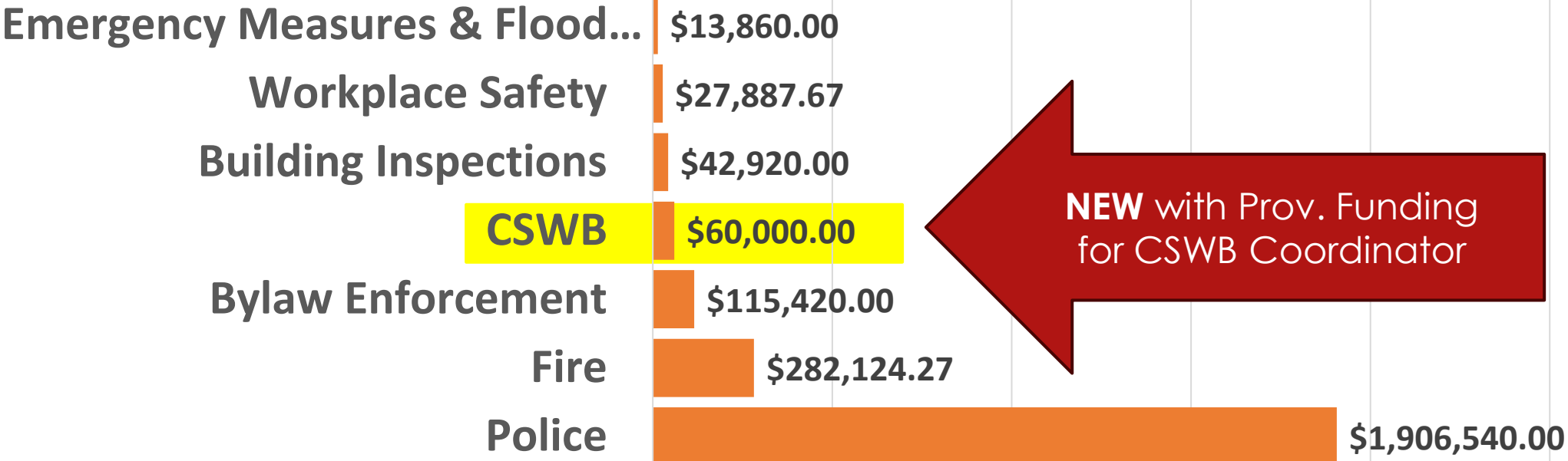


TOTAL: \$9,557,667

Protective Services



Protective Services



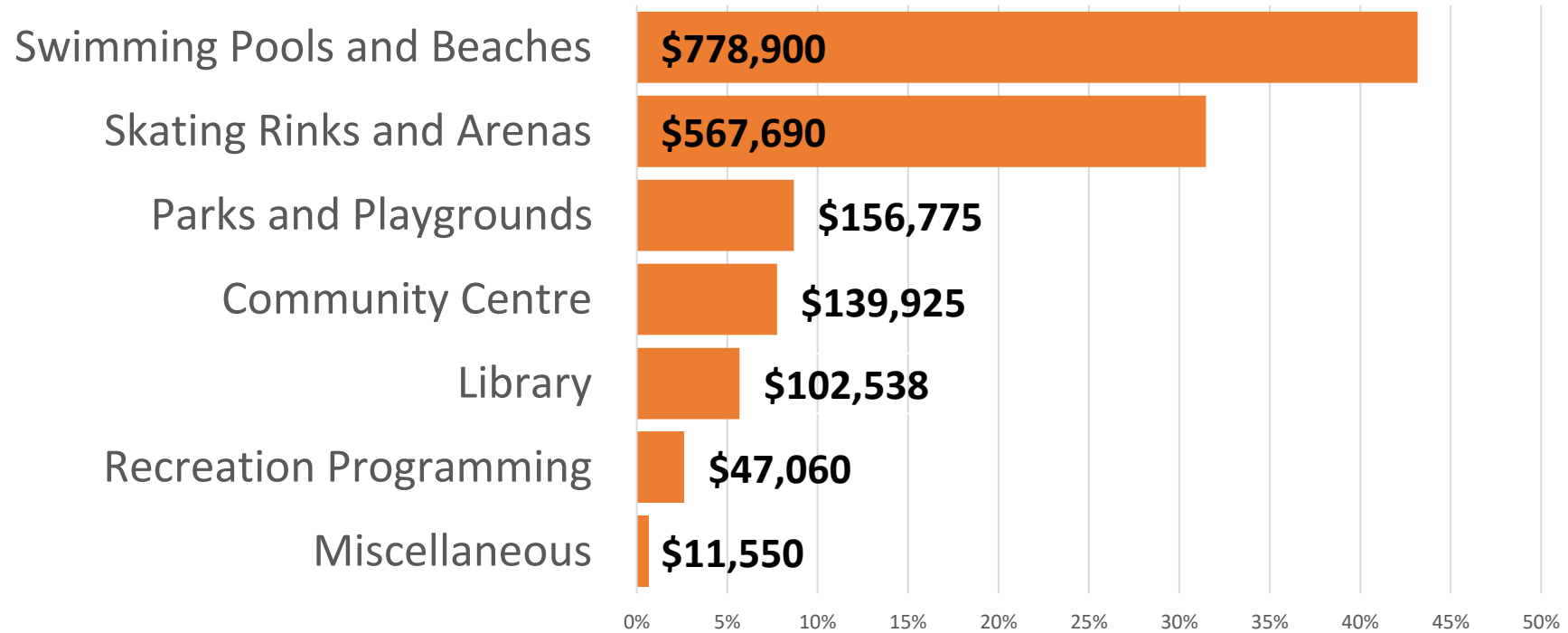
TOTAL: **\$2,448,752**





Recreation
and Cultural

Recreation and Cultural



TOTAL: \$1,804,438



Public Works

Transportation and
Environmental Health

Environmental Health Services

| | |
|--------------------|--------------------|
| Garbage Collection | \$414,770 |
| Nuisance Ground | \$403,000 |
| Recycling | \$373,400 |
| Grand Total | \$1,191,170 |



Transportation Services

| | |
|----------------------------------|--------------------|
| Roads and Streets | \$1,065,695 |
| Swan Valley Municipal Airport | \$66,681 |
| Swan River Handi Transit Van | \$7,256 |
| Grand Total | \$1,139,632 |

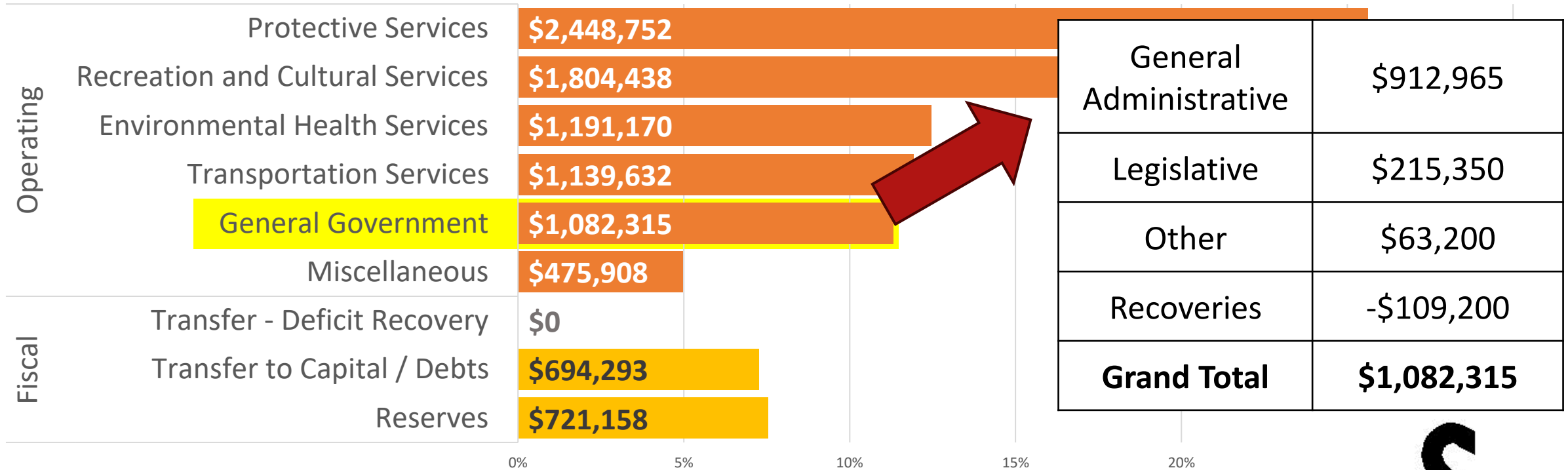




Town of Swan River
Manitoba, Canada

General
Government

Expenses – General Government



TOTAL: \$9,557,667

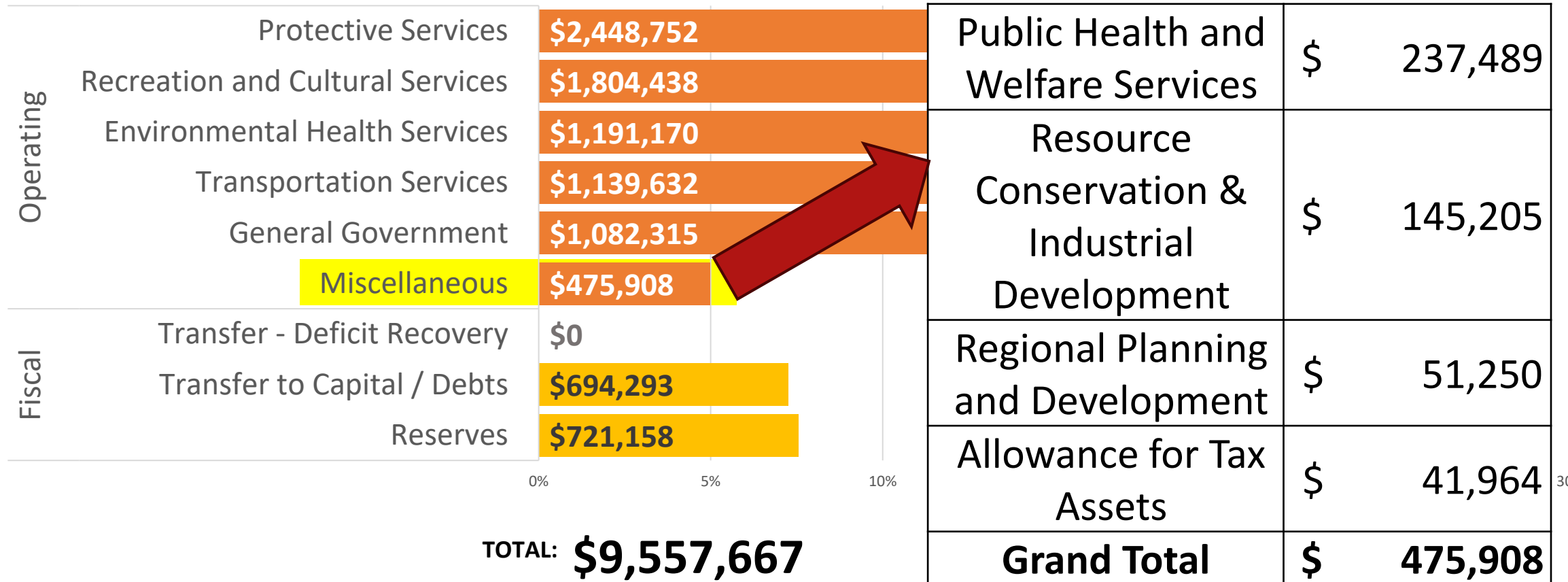




Town of Swan River
Manitoba, Canada

Other
Services

Expenses – Miscellaneous



Public Health and Welfare Services

| | | |
|----------------------|-----------|----------------|
| Cemeteries | \$ | 118,950 |
| Doctor Recruitment | \$ | 64,784 |
| Social Assistance | \$ | 43,755 |
| Perpetual Care Fund | \$ | 7,000 |
| Social Organizations | \$ | 3,000 |
| Grand Total | \$ | 237,489 |



Resource Conservation and Industrial Development

| | |
|-------------------------------------|-------------------|
| Economic Development Officer | \$ 60,000 |
| Swan Valley RISE | \$ - |
| Incentive Plan | \$ 50,000 |
| Water Resources and Conservation | \$ 13,700 |
| Veterinary Services | \$ 7,205 |
| Tourism | \$ 5,600 |
| Settlement and Immigration Services | \$ 4,000 |
| Town Promotion | \$ 2,500 |
| Public Receptions | \$ 2,200 |
| Grand Total | \$ 145,205 |

NEW for 2026 Swan River is looking to create an Economic Development Officer position



Regional Planning and Development

| | | |
|--|-----------|---------------|
| Urban Area Weed Control | \$ | 24,150 |
| Christmas Lights, Decorations, Flags | \$ | 7,950 |
| Planning and Zoning | \$ | 7,700 |
| Communities in Bloom | \$ | 6,900 |
| Beautification and Land Rehabilitation | \$ | 4,550 |
| Grand Total | \$ | 51,250 |



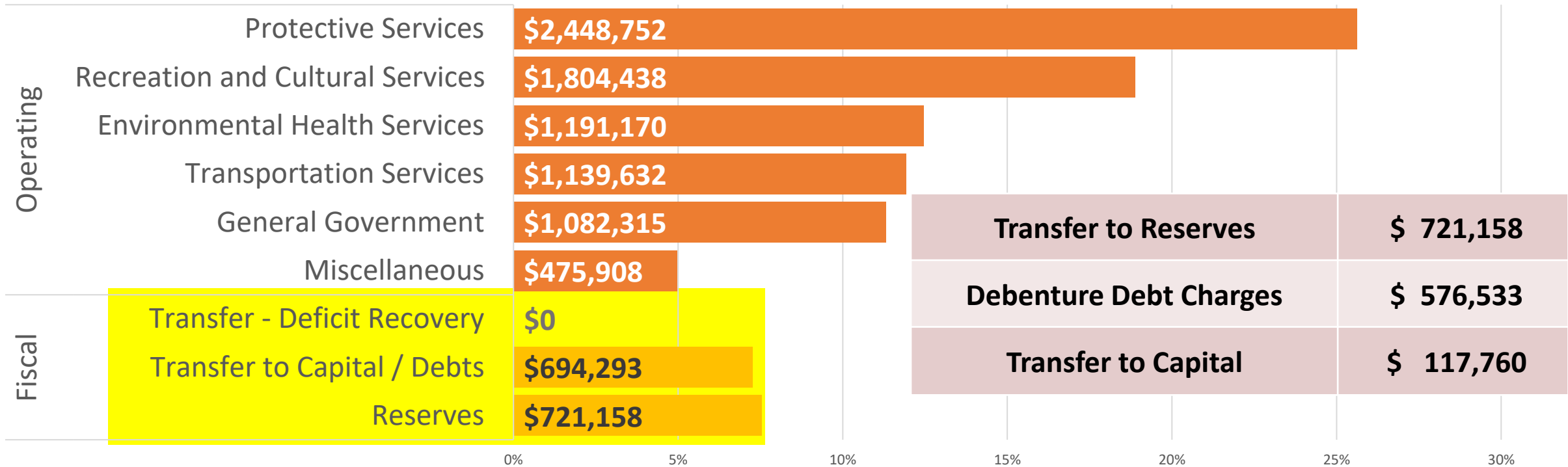


Town of Swan River
Manitoba, Canada

Fiscal Services

Debts
Reserves


2024 Expenses – Fiscal Services



General Debt



2026 BUDGET
INCLUDES NO NEW
DEBT OBLIGATIONS.



TOTAL DEBENTURE
PAYMENTS FOR 2026
ARE \$576,533



INCIDENT COMMAND
VEHICLE AND LOADER
BACKHOE ARE PAID FOR!

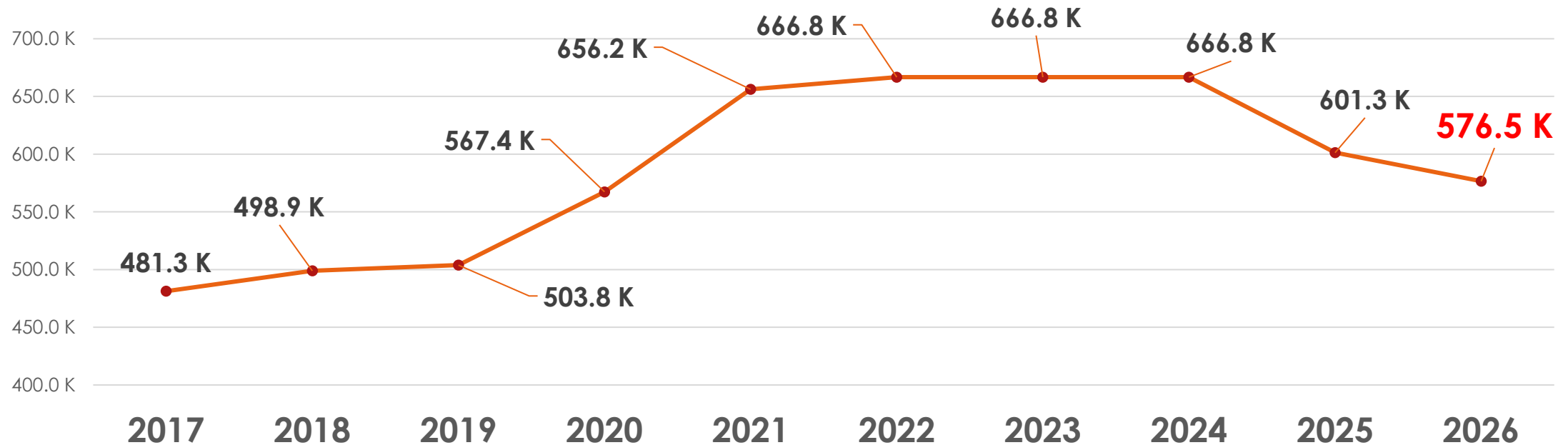
General Debt - Active Loans

| | Annual Payment | Started | Ending |
|--|-----------------------|----------------|---------------|
| Wellness Centre construction | \$ 368,321 | 2015 | 2035 |
| Administration Office | \$ 112,937 | 2012 | 2032 |
| Wellness Centre building repair | \$ 66,511 | 2021 | 2030 |
| Fire fighting equipment | \$ 16,996 | 2017 | 2032 |
| 13th Ave & 3rd St S pave, curb, gutter | \$ 5,917 | 2025 | 2035 |
| 12th Ave & 3rd St S pave, curb, gutter | \$ 5,849 | 2018 | 2033 |

TOTAL: \$576,533

General Debentures Payments

General Debentures (2017-2026)



Reserve Contributions



- ▶ **721,158 in contributions for the reserves this year.**
- ▶ These reserves help us to avoid debts or heavy tax increases when we have large infrastructure projects or equipment purchases.
- ▶ The Town transfers money to reserves each year.
- ▶ Other reserves have technical financial purposes. Please contact the CFO if you have any questions.

Notable Reserve Contributions

| | |
|--|-----------|
| ▶ Federal Gas Tax | \$235,658 |
| ▶ Machinery Replacement | \$200,000 |
| ▶ Road Improvement | \$61,500 |
| ▶ Recreation Facility and Equipment | \$100,000 |
| ▶ One-Time Grants | \$8,000 |




UTILITY

WATER AND
WASTEWATER
SERVICES

Water and Sewer Services

- ▶ 1625 service connections
- ▶ No rate increase for 2026

| | |
|--------------------------------|---------------------|
| WATER SUPPLY | \$ 686,600 |
| FISCAL | \$ 300,755 |
| SEWAGE COLLECTION AND DISPOSAL | \$ 254,050 |
| ADMINISTRATION | \$ 106,360 |
| Grand Total | \$ 1,347,765 |



Utility Debt

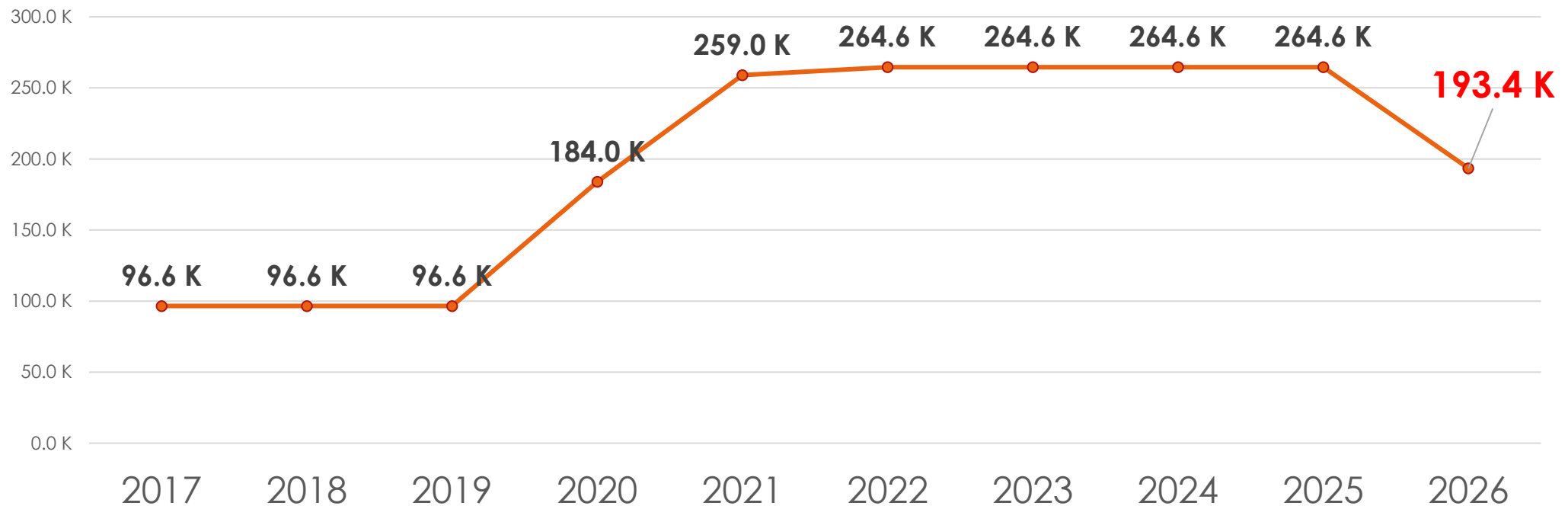
2026 Budget includes...
NO NEW DEBT OBLIGATIONS

| Debt | 2026 | Start | End |
|-------------------------------------|-----------------|-------|------|
| Well Control Building | 67,200 | 2019 | 2039 |
| Ross Lift Station upgrade | 64,789 | 2014 | 2034 |
| Heyes Lift Station upgrade | 31,777 | 2016 | 2035 |
| Sixth Avenue Lift Station upgrade | 29,593 | 2019 | 2029 |
| Main Street water and sewer renewal | COMPLETE | 2021 | 2025 |

TOTAL: \$193,359

Utility Debentures Payments

Utility Debt (2017-2025)



Capital Projects

WHAT IS YOUR MUNICIPALITY WORKING ON FOR 2026?



Capital Projects

- For a full listing of our 2026 Capital Projects, please review our Financial Plan.
- This presentation covers the highlights.

New Arena Pre-Design

\$1,000,000


\$500,000 (grants)

\$500,000 (reserves)

- In 2025 we were not awarded the Federal GICB Grant.
- For 2026 we continue to seek funding to build a new arena.
- Completing Pre-design will better our chances of achieving funding successfully.


Legion Park Revitalization

- ▶ In 2025, our team applied for and received the GRO Grant, securing 255,000 in provincial funding for Legion Park!
- ▶ This project is slated for this summer 2026.



Legion Park Revitalization

- ▶ What is in scope?
 - ▶ Repaving
 - ▶ Accessibility of the Park
 - ▶ Additional lighting
 - ▶ Stage Upgrades
 - ▶ Baseball Diamonds
 - ▶ Safety



ESTIMATED: **\$530,200**

Swan Valley Credit Union Aquatic Centre

- ▶ There are several projects going on at our pool:
 - ▶ Pool Lawsuit \$125,000
 - ▶ Pool Hangers Replacement \$250,000
 - ▶ Roof Assessment \$55,900
 - ▶ Pool Filter \$19,000
 - ▶ Pool Safety Lights \$17,000

Aquatic Centre – Swirl Pool

- ▶ In 2025, our Swirl Pool (Hot Tub) began leaking again.
- ▶ Two pool companies assessed the damage and determined it was not economical to repair.
- ▶ **For 2026, we have established a Capital Project to replace the Swirl Pool with one that will last for years to come!**



ESTIMATED: **\$350,000**

Veterans Community Hall Revitalization

- ▶ The Veterans Community Hall is an important hub in our community that needs upgrading to meet modern Accessibility and Security standards.
- ▶ We are applying for Grants and putting money forward to upgrade this facility.



Veterans Hall Revitalization

- ▶ What's in scope?
 - ▶ Interior and Exterior Painting
 - ▶ Sidewalk Improvements
 - ▶ Accessibility Buttons for Entrance
 - ▶ Security Cameras
 - ▶ Exterior Signage
- ▶ These capital project total \$109,000



Roads Slated for Paving This Year

- ▶ **200 Block 5th Ave N paving** **\$130,000**
- ▶ **8th and 9th backlane paving** **\$80,000**
- ▶ **Spruce Street paving between 9th & 10th Ave S** **\$30,000**
- ▶ **200 Block Centennial Dr N paving** **\$160,000**

Public Works Capital Projects

Tandem Dump Truck

- 240,000 (Machine Replacement Reserve)

Sidewalks (Ongoing Renewal)

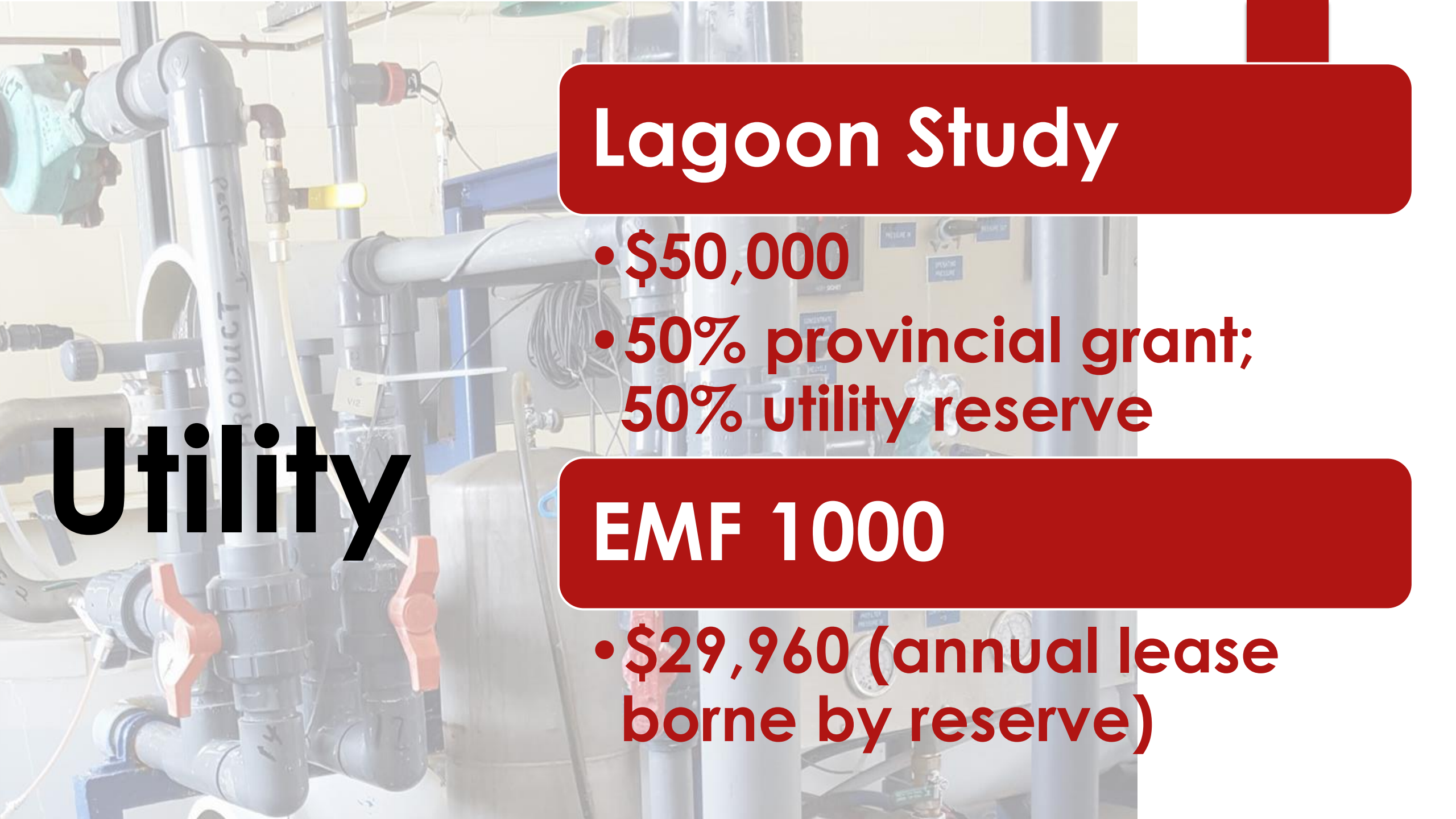
- 50,000 (Canada Community Building Fund)



Environment - Landfill

- ▶ Landfill Design
- ▶ \$60,000
- ▶ Borne by Reserve





Utility

Lagoon Study

- \$50,000
- 50% provincial grant; 50% utility reserve

EMF 1000

- \$29,960 (annual lease borne by reserve)

Christmas Lights

- ▶ Feeling festive yet?
- ▶ This year we've set aside some of tax levy to get new Christmas Lights for our streets.
- ▶ \$35,000 (general levy)





Thank You