

THE FINANCIAL PLAN

Town of Swan River

For the Year 2021

		ATTACHED	NOT APPLICABLE
Page 1	General Operating Fund - Budgeted Revenue and Expenditure	<input checked="" type="checkbox"/>	<input type="checkbox"/>
Page 2	General Operating Fund - Budgeted Other Revenue and Transfers	<input checked="" type="checkbox"/>	<input type="checkbox"/>
Page 3	General Operating Fund - Budgeted Expenditure	<input checked="" type="checkbox"/>	<input type="checkbox"/>
Page 4	General Operating Fund - Budgeted Expenditure	<input checked="" type="checkbox"/>	<input type="checkbox"/>
Page 5	General Operating Fund - Budgeted Expenditure	<input checked="" type="checkbox"/>	<input type="checkbox"/>
Page 6	Utility Operating Fund - Budgeted Revenue and Expenditure		
	Utility of _____	<input checked="" type="checkbox"/>	<input type="checkbox"/>
	Utility of _____	<input type="checkbox"/>	<input type="checkbox"/>
	Utility of _____	<input type="checkbox"/>	<input type="checkbox"/>
Page 7	Local Urban District - Budgeted Revenue and Expenditure		
	L.U.D. of _____	<input type="checkbox"/>	<input checked="" type="checkbox"/>
	L.U.D. of _____	<input type="checkbox"/>	<input type="checkbox"/>
	L.U.D. of _____	<input type="checkbox"/>	<input type="checkbox"/>
Page 8	Calculation of Tax Levies	<input checked="" type="checkbox"/>	<input type="checkbox"/>
Page 9	Sundry Revenue and Expenditure Analysis	<input checked="" type="checkbox"/>	<input type="checkbox"/>
Page 10	Rural Area and General Municipal Requirements	<input type="checkbox"/>	<input checked="" type="checkbox"/>
Page 11	General Operating Fund - Debenture Debt Charges	<input checked="" type="checkbox"/>	<input type="checkbox"/>
Page 12	Utility Operating Fund - Debenture Debt Charges	<input checked="" type="checkbox"/>	<input type="checkbox"/>
Page 13	Capital Budget (Current Year)	<input checked="" type="checkbox"/>	<input type="checkbox"/>
Page 14	Capital Expenditure Program (Subsequent Five Years)	<input checked="" type="checkbox"/>	<input type="checkbox"/>

**GENERAL OPERATING FUND
BUDGETED REVENUE AND EXPENDITURE**

Town of Swan River



For the Year 2021

REVENUE

	Last Year Budgeted	Last Year Actual	This Year Budgeted	Next Year Budgeted
Total Tax Levy - Page 8	7,232,491	7,232,491	7,378,385	8,176,740
Total Grants in Lieu of Taxes - Page 8	393,394	393,394	400,265	428,000
Sub-total	7,625,885	7,625,884	7,778,650	8,604,740
School Requisitions (deduct) - Page 8	2,836,752	2,836,752	2,843,364	2,850,000
Municipal Taxes and Grants in Lieu of Taxes	4,789,133	4,789,132	4,935,286	5,754,740
Other Revenue - Page 2	2,753,979	2,621,350	3,001,510	2,539,335
Transfers from Accumulated Surplus & Reserves - Page 2	0	0	115,565	0
Total Municipal Revenue	7,543,112	7,410,482	8,052,361	8,294,075

EXPENDITURE

General Government Services	797,824	791,047	811,782	839,000
Protective Services	1,661,561	1,564,359	1,694,405	1,724,000
Transportation Services	993,281	904,962	1,028,313	1,126,000
Environmental Health Services	1,258,355	1,244,281	1,266,238	1,300,000
Public Health and Welfare Services	202,829	175,404	193,444	203,755
Regional Planning and Development	31,535	34,629	38,208	42,000
Resource Conservation and Industrial Development	108,164	69,928	133,344	143,000
Recreation and Cultural Services	1,400,303	1,092,766	1,219,054	1,581,500
Fiscal Services	597,381	836,037	888,812	769,000
Transfers - Deficit Recovery - Page 9	42,808	42,808	0	0
- To Reserves - Page 5	408,020	415,820	736,840	525,820
Total Basic Expenditure	7,502,061	7,172,041	8,010,440	8,254,075
Allowance For Tax Assets - Page 8	41,051	41,051	41,921	40,000
Total Municipal Expenditure	7,543,112	7,213,092	8,052,361	8,294,075
Net Operating Surplus (Deficit)	0	197,391	0	0

Departmental Use Only	Adopted by Resolution of Council  (Head of Council)  (Chief Administrative Officer)
	May 4th 2021

**GENERAL OPERATING FUND
BUDGETED OTHER REVENUE AND TRANSFERS**

Town of Swan River

For the Year 2021

Other Revenue		Last Year Budgeted	Last Year Actual	This Year Budgeted	Next Year Budgeted
0810	Taxes Added	40,000	19,411	20,000	20,000
0890	Tax Penalties	23,300	59,215	40,300	40,000
0820	Licenses				
	- Animal	1,350	871	1,000	1,350
0820	- Business	5,000	6,250	6,000	6,000
0820	- Other				
	Raffle	300	150	150	300
0815	Cable Television	6,335	6,335	6,335	6,335
0825	Permits				
	- Building	20,750	21,539	21,000	21,000
0826	- Other				
	Occupancy	350	660	350	350
0830	Fines	9,500	10,930	9,500	10,000
0840	Sales of Service				
	- General Government	38,700	34,872	31,000	31,000
0841	- Protective	99,087	110,892	95,000	100,000
0842	- Transportation	26,600	26,095	26,600	25,000
0843	- Environmental Health	927,850	859,327	870,253	875,000
0844	- Public Health and Welfare	57,200	45,377	57,200	56,000
0845	- Regional Planning & Development	0	0	0	0
0846	- Resource Conservation & Industrial	0	0	0	0
0847	- Recreation and Culture	77,065	37,301	35,785	50,000
	- Other				
0860	Sales of Goods	3,750	-478	1,050	2,000
0870	Rentals	160,792	135,695	97,100	100,000
	Trailer Park Rentals				
	Trailer Park Fees / Grazing Leases				
	Concessions and Franchises				
0880	Returns from Investments	5,000	2,135	2,000	2,000
	Development and Dedication Fees				
0910	Unconditional Grants				
	- Municipal Operating	324,830	324,830	559,949	325,000
	- Other				
	- Other				
0931	Conditional Grants				
	- Federal Government	2,000	2,000	23,000	2,000
0912	- Federal - Gas Tax	216,020	216,020	432,040	216,000
0930	(Page 9) - Provincial Government	483,500	491,468	489,498	485,000
0932	- Municipal Government	198,000	139,792	105,000	140,000
	- Other				
	- Other				
0960	Other Income				
	Land and Capital Asset Sales	0	12,841	10,000	0
0950	Miscellaneous	26,700	57,821	61,400	25,000
Total Other Revenue - Page 1		2,753,979	2,621,350	3,001,510	2,539,335
Transfers From					
	- Accumulated Surplus	0	0	95,000	0
	- Reserves (Page 13)	0	0	20,565	0
Total Transfers - Page 1		0	0	115,565	0
TOTAL OTHER REVENUE AND TRANSFERS - PAGE 8		2,753,979	2,621,350	3,117,075	2,539,335

BUDGETED EXPENDITURE

Town of Swan River

For the Year 2021

		Last Year Budgeted	Last Year Actual	This Year Budgeted	Next Year Budgeted
GENERAL GOVERNMENT SERVICES					
1100	Legislative	137,610	121,862	141,050	142,000
1200	General Administrative				
1212	Chief Administrative Officer and Staff	482,760	459,842	451,020	500,000
1215	Office	135,570	135,065	140,220	140,000
1216	Legal	14,500	47,358	42,000	20,000
1217	Audit	6,500	7,057	7,000	7,000
1218	Assessment	56,614	56,614	56,472	57,000
1240	Taxation	8,500	8,232	8,500	8,500
1300	Other General Government				
1310	Elections	0	0	7,000	7,000
1320	Membership Fees and Town Vans	4,400	3,668	4,400	4,500
1330	Damage Claims and Liability Insurance	15,700	16,552	18,000	18,000
1340	Intergovernmental Relations	0	0	0	0
1350	Grants - General	0	0	0	0
1360	Other General Government-Sundry	13,590	14,060	13,690	15,000
1370	Past-Service Pension Payments	0	0	0	0
1380	Unallocated Employee Benefits	0	0	0	0
SUB-TOTAL GENERAL GOVERNMENT SERVICES		875,744	870,310	889,352	919,000
1991	Recoveries (deduct) - Utility	64,710	64,411	63,570	65,000
1992	- Other	13,210	14,852	14,000	15,000
TOTAL GOVERNMENT SERVICES - TO PAGE 1		797,824	791,047	811,782	839,000
PROTECTIVE SERVICES					
2100	Police	1,212,070	1,190,624	1,214,540	1,250,000
2200	Bylaw Enforcement	36,810	20,286	54,980	55,000
24??	Fire	255,876	244,513	304,450	305,000
2500	Emergency Measures				
2510	Emergency Measures Organization	8,990	18,383	8,090	9,000
2520	Flood Control	0	0	0	0
2530	Pandemic	0	14,010	12,000	0
2540	Ambulance Services	0	0	0	0
2550	Other	0	0	0	0
2600	Other Protection				
2621	Building Inspection	34,850	34,440	34,850	35,000
2622	Electrical Inspection	0	0	0	0
2623	Plumbing Inspection	0	0	0	0
2626	Other Safety Inspections	75,370	35,778	47,260	50,000
2630	License Inspection	0	0	0	0
2640	Animal and Pest Control	37,595	6,325	18,235	20,000
2650	Other - Traffic Services	0	0	0	0
	Other _____	0	0	0	0
TOTAL PROTECTIVE SERVICES - TO PAGE 1		1,661,561	1,564,359	1,694,405	1,724,000
TRANSPORTATION SERVICES					
Road Transport					
31??	Administration and Engineering	129,470	131,960	108,550	120,000
Roads and Streets					
Unallocated Costs					
3210	- Wages and Benefits	983,890	980,700	1,030,570	1,115,000
3212	- Equipment	290,390	277,781	297,840	298,000
3211	- Workshop and Yard Operations	113,290	107,124	118,570	119,000
3220	- Labour Recovery	-847,496	-851,269	-867,274	-870,000
3221	- Equipment Recovery	-219,830	-238,753	-229,910	-230,000
3231	Road Maintenance	113,300	78,023	109,800	110,000
3232	Road Construction	39,620	34,017	59,620	60,000
Transportation Services Sub-Total Forward to Page 4		602,634	519,584	627,766	722,000

BUDGETED EXPENDITURE

Town of Swan River

For the Year 2021

		Last Year Budgeted	Last Year Actual	This Year Budgeted	Next Year Budgeted
Transportation Services Sub-Total Forward from Page 3		602,634	519,584	627,766	722,000
3233	Sidewalks	8,860	13,912	9,150	10,000
3238	Boulevards	7,725	3,650	6,565	8,000
3230	Tree Trimming	16,900	18,773	20,960	20,000
3234	Ditches and Road Drainage	15,200	16,172	16,650	17,000
3235	Storm Sewers	12,920	15,017	34,130	15,000
3236	Street Cleaning	19,700	15,670	20,280	20,000
3237	Snow and Ice Removal	101,200	110,764	103,940	110,000
3240	Bridges	0	0	0	0
3250	Street Lighting	81,500	80,926	79,500	80,000
3260	Traffic Services	35,105	21,764	32,770	33,000
3275	Other Road Transport	0	343	0	0
3290	Airport	65,697	62,545	64,727	65,000
3280	Other Transportation Services	25,840	25,840	11,875	26,000
TOTAL TRANSPORTATION SERVICES - TO PAGE 1		993,281	904,962	1,028,313	1,126,000
ENVIRONMENTAL HEALTH SERVICES					
Garbage and Waste Collection					
432?	Garbage Collection	338,540	337,098	347,840	350,000
4330	Nuisance Grounds	434,320	392,312	421,470	450,000
Other Environmental Health					
434?	Reduce, Reuse, Recycle	485,495	514,872	496,928	500,000
4350	Environmental Clean-up	0	0	0	0
	Other _____	0	0	0	0
TOTAL ENVIRONMENTAL HEALTH SERVICES - TO PAGE 1		1,258,355	1,244,281	1,266,238	1,300,000
PUBLIC HEALTH AND WELFARE SERVICES					
Public Health					
5110	Health Unit	0	0	0	0
5160	Cemeteries	84,150	60,378	74,765	85,000
5186	Other: Cemetery Perpetual Care Fund	7,700	4,904	7,700	8,000
	_____	0	0	0	0
Medical Care					
5370	Medical Officer	64,224	64,224	64,224	64,000
5260	Other: Grants to Medical Organizations	0	23	0	0
Hospital Care					
	Hospital Care	0	0	0	0
	Other _____	0	0	0	0
Social Assistance					
5410	Employment and Training	0	0	0	0
5420	Social Assistance	43,755	43,755	43,755	43,755
5430	Other: Grants to Social Assistance Organizations	3,000	2,120	3,000	3,000
TOTAL PUBLIC HEALTH & WELFARE SERVICES-TO PAGE 1		202,829	175,404	193,444	203,755
REGIONAL PLANNING AND DEVELOPMENT					
6100	Planning and Zoning	7,020	7,448	7,678	8,000
Community Development					
6220	General Land Assembly	0	0	0	0
6230	Urban Renewal	0	0	0	0
6240	Beautification and Land Rehabilitation	3,280	5,286	3,280	5,000
6241	Urban Area Weed Control	11,160	8,402	12,030	14,000
6242	Christmas Lights, Decorations, Flags	4,175	8,492	9,320	9,000
6243	Communities in Bloom	5,900	5,000	5,900	6,000
TOTAL REGIONAL PLANNING AND DEVELOPMENT - TO PAGE 1		31,535	34,629	38,208	42,000

BUDGETED EXPENDITURE

Town of Swan River

For the Year 2021

		Last Year Budgeted	Last Year Actual	This Year Budgeted	Next Year Budgeted
RESOURCE CONSERVATION AND INDUSTRIAL DEVELOPMENT					
7100	Natural Resources	0	0	0	0
7120	Agriculture	0	0	0	0
7121	Destruction of Pests	0	0	0	0
7122	Protective Inspections	0	0	0	0
7123	Rural Area Weed Control	0	0	0	0
	Drainage of Land	0	0	0	0
7125	Veterinary Services	7,112	7,112	7,112	7,000
7124	Water Resources and Conservation	13,442	13,442	13,442	13,500
7200-5272	Regional Development	26,000	10,922	47,330	50,000
7300	Industrial Development	0	0	10,000	10,000
	Other Economic Development				
7200-5271	Settlement and Immigration Services	4,500	4,500	4,500	4,500
7200-5261	Assistance for Housing and Commercial/Industrial Development	40,000	22,394	40,000	40,000
7410	Tourism	10,160	11,193	10,160	11,000
7420	Public Receptions	4,450	365	800	4,500
7200-5273	Town Promotion	2,500	0	0	2,500
		0	0	0	0
TOTAL RESOURCE CONSERVATION & INDUSTRIAL DEVELOPMENT - PG 1		108,164	69,928	133,344	143,000

RECREATION AND CULTURAL SERVICES					
8110	Recreation Commission	15,000	0	0	0
8120	Community Centers and Halls	143,610	178,532	161,540	165,000
8130	Swimming Pools and Beaches	574,310	338,537	434,950	700,000
8140	Golf Courses	0	0	0	0
8150	Skating Rinks and Arenas	432,303	376,862	383,754	450,000
818?	Parks and Playgrounds	111,477	84,775	86,991	130,000
	Other Recreational Facilities	0	0	0	0
8190	Grants	1,000	4,397	2,000	2,000
8191	Programming	0	0	24,670	25,000
		0	0	0	0
8240	Museums	4,000	4,000	4,000	4,000
8250	Libraries	86,903	93,566	94,249	95,000
8290	Other Cultural Facilities	22,700	6,590	1,400	1,500
8280	Canada Day Celebrations	9,000	5,508	25,500	9,000
		0	0	0	0
TOTAL RECREATION & CULTURAL SERVICES - TO PAGE 1		1,400,303	1,092,766	1,219,054	1,581,500

FISCAL SERVICES					
9111	L.U.D. of _____	0	0	0	0
9112	L.U.D. of _____	0	0	0	0
9113	L.U.D. of _____	0	0	0	0
9114	L.U.D. of _____	0	0	0	0
932?	Transfer to Capital - Page 13	30,000	268,231	214,744	94,000
9330	Transfer to Utility - Page 6	0	0	0	0
9410	Debenture Debt Charges - Page 11	567,381	567,381	674,068	675,000
9420	Other Long-term debt charges -- Page 11	0	0	0	0
9430	Tax discount and short-term loan interest	0	425	0	0
9440	Other Debt Charges	0	0	0	0
	Other Fiscal Services	0	0	0	0
		0	0	0	0
TOTAL FISCAL SERVICES - TO PAGE 1		597,381	836,037	888,812	769,000

TRANSFERS					
9313-5537	General Reserve	0	0	0	0
	Specific-Purpose Reserves:				
9311-5510	Equipment Replacement	160,000	167,800	177,800	177,800
9313-5532	Fire Truck	15,000	15,000	40,000	40,000
9313-5536	Gas Tax	216,020	216,020	432,040	216,020
9313-5535	Recreation Facilities	10,000	10,000	40,000	40,000
9313-5533	Employee Benefits	5,000	5,000	5,000	10,000
9313-5534	Tables and Chairs	2,000	2,000	2,000	2,000
9313-5538	Landfill Closure	0	0	40,000	40,000
TOTAL TRANSFERS - TO PAGE 1		408,020	415,820	736,840	525,820

**UTILITY OPERATING FUND
BUDGETED REVENUE AND EXPENDITURE**

Town of Swan River

For the Year 2021

REVENUE

	Last Year Budgeted	Last Year Actual	This Year Budgeted	Next Year Budgeted
0300 Water Consumer Sales	573,000	576,157	575,000	575,000
0305 Sewer Service Charges	588,000	594,494	590,000	590,000
0310 Customer Service Charges	108,000	117,954	110,000	118,000
0320 Discounts, Refunds and Cancellations	-500	-1,965	-500	-500
Net Consumer Revenue - Sub Total	1,268,500	1,286,640	1,274,500	1,282,500
0330 Penalties	0	480	0	2,500
0340 Hydrant Rentals	14,170	14,170	14,365	14,365
0350 Installation Service	2,000	1,310	2,000	2,000
0360 Connection Revenue	35,000	44,193	35,000	35,000
0365 Lagoon Dumping Fees	10,000	9,695	10,000	10,000
0370 Provincial Grants	0	0	0	0
0371 Federal Grants	0	0	0	0
038? Other Revenue	-13,000	-5,060	-14,000	-15,000
0390 Transfer from Revenue Fund - Page 5	0	0	0	0
0396 Transfer from Reserves - Utility - Page 13	0	0	0	0
0397 Transfer from Accumulated Surplus	0	0	0	0
TOTAL REVENUE	1,316,670	1,351,428	1,321,865	1,331,365

EXPENDITURE

0400 ADMINISTRATION				
0400 Administration	67,610	65,462	66,520	70,000
0402 Audit	3,000	3,210	3,000	3,000
0403 Memberships and Conventions	10,500	3,246	10,500	10,500
0404 Insurance	4,800	5,377	5,500	5,500
TOTAL	85,910	77,294	85,520	89,000
0410 WATER SUPPLY				
0411 Administration	56,300	55,650	45,680	47,000
0412 Customer Billings and Collections	14,500	11,046	13,500	15,000
0413 Purification and Treatment	144,570	134,043	161,970	150,000
0414 Water Purchases	0	0	0	0
0415 Service of Supply	15,250	16,932	17,250	17,500
0416 Transmissions and Distribution	103,300	108,440	108,300	108,500
0417 Other Water Supply Costs	31,340	38,960	16,840	20,000
0418 Connections	135,100	188,093	148,100	150,000
TOTAL	500,360	553,165	511,640	508,000
0420 SEWAGE COLLECTION AND DISPOSAL				
0421 Administration	56,300	55,650	45,680	47,000
0422 Sewage Collection System	14,790	17,722	12,590	20,000
0423 Sewage Lift Station	53,420	70,970	65,920	70,000
0424 Sewage Treatment and Disposal	96,318	78,287	111,818	112,000
0425 Other Sewage Collection and Disposal Costs	0	0	0	0
0426 Connections	0	0	0	0
TOTAL	220,828	222,629	236,008	249,000
0430 TRANSFER TO CAPITAL - Page 13	54,000	145,073	0	45,000
0450 DEBENTURE DEBT CHARGES - Page 12	184,011	184,011	283,210	285,000
TRANSFERS				
0470 Deficit Recovery, 2016 - Page 9	0	0	0	0
0441 Transfer to Utility Reserve	271,561	169,255	155,487	105,365
0442 Transfer to Lagoon Improvement Reserve	0	0	50,000	50,000
TOTAL	271,561	169,255	205,487	155,365
TOTAL EXPENDITURE	1,316,670	1,351,428	1,321,865	1,331,365
NET OPERATING SURPLUS (DEFICIT)	0	0	0	0

CALCULATION OF TAX LEVIES
Town of Swan River

For the Year 2021

	Assessments		Expenditures		Revenues					
	Taxable	Grazing Lease and/or Converted fees	Basic	Allowance Tax Assets	Mill Rate (M/R)	Tax Levy	Otherwise Exempt	Grants in Lieu of Taxes	Grazing lease and/or Converted fees	Total
Education (Requisition) Taxes:										
Education Support Levy (ESL)	51,522,940	4,226,860	491,085	15	8.809	453,866		37,234		491,100
School Division #35	173,574,760	10,302,440	2,352,279	62	12.793	2,220,542		131,799		2,352,341
Total Education Taxes	225,097,700	14,529,300	2,843,364	77		2,674,407		169,034		2,843,441

Page 1

	Assessments		Expenditures		Revenues					
	Taxable	Otherwise Exempt	Basic	Allowance Tax Assets	Mill Rate Frd/PP	Tax Levy	Otherwise Exempt	Grants in Lieu of Taxes	Other Revenues and Transfers	Total
Municipal Taxes:										
Local Urban Districts										
L.U.D.										
L.U.D.										
Debtenture Debt Charges										
Municipal Office (BL 15/2012)	183,482,210	10,302,440	112,937	39	0.583	106,970		6,006		112,976
Wellness Centre (BL 08/2016) Mil	183,415,970	9,543,300	259,315	212	1.123	205,976	42,834	10,717		259,527
Wellness Centre (BL 08/2016) PP			109,007	0	Per Parcel	88,281	16,784	3,942		109,007
Firefighter Equipment (BL 21/2017)	183,482,210	10,302,440	16,997	56	0.088	16,146		907		17,053
12th+3rd Paving (BL 1/2019) Frt			5,849	0	Frontage	4,963	887			5,849
Arena Floor (BL 9/2019)	183,482,210	10,302,440	65,488	11	0.338	62,017		3,482		65,499
Incident Command (BL 18/2020)	183,482,210	10,302,440	9,935	142	0.052	9,541		536		10,077
Loader-Backhoe (BL 19/2020)	183,482,210	10,302,440	20,565	170	0.107	19,633		1,102		20,735
Pool Repairs	183,482,210	10,302,440	73,975	51	0.392	70,090		3,936		74,026
Special Assessment Levies										
Municipal Assessment	183,482,210	10,302,440	56,472	113	0.292	53,577		3,008		56,585
Swan Lake Watershed District	24,671,100	1,020,430	13,442	20	0.524	12,928		535		13,462
Special Services Levies										
Residential Waste (BL 1/2020) PP			274,992	0	Per Parcel	267,368		7,624		274,992
Police Protection (BL 4/2020)	183,415,970	9,543,300	600,000	171	2.597	476,331	99,056	24,784		600,171
Special services (BL 5/2020)	183,415,970	9,543,300	643,000	156	2.783	510,447	106,150	26,559		643,156
Deficit Recovery										
General										
Utility										
Reserve Funds										
Machinery replacement (01/1997)	183,482,210	10,302,440	177,800	94	0.918	168,437		9,458		177,894
Fire truck replacement (05/1997)	183,482,210	10,302,440	40,000	113	0.207	37,981		2,133		40,113
Employee benefits (09/1993)	183,482,210	10,302,440	5,000	38	0.026	4,771		268		5,038
Tables and chairs (12/2020)	183,482,210	10,302,440	2,000	132	0.011	2,018		113		2,132
Recreation facilities (04/2000)	183,482,210	10,302,440	40,000	113	0.207	37,981		2,133		40,113
Landfill closure (14/2012)	183,482,210	10,302,440	40,000	113	0.207	37,981		2,133		40,113
General Municipal										
All Large	183,482,210	10,302,440	2,251,987	40,098	11.828	2,170,228		121,857		2,292,085
Business Tax, Fees	5,609,300		80,939		1.33%	74,604		6,335		80,939
Other Revenue and Transfers			3,117,075					3,117,075		3,117,075
Total Municipal			8,016,775	41,844		4,438,267	265,710	231,232	3,123,410	8,058,619

Total (Education + Municipal) Taxes

	10,860,139	41,921	10,902,060			7,112,675	265,710	400,265	3,123,410	10,902,060
--	------------	--------	------------	--	--	-----------	---------	---------	-----------	------------

* Added to Total Tax Levy on page 1

Page 1

Page 1*

Page 1,9

Page 2

SUNDRY REVENUE AND EXPENDITURE ANALYSIS

Town of Swan River

For the Year 2021

Part 1 - Grants in Lieu of Taxes

Government or Agency	Assessment		Mill Rate	Amount	Per Parcel	Total
	Farm/Residential	Other				
Government Services #1080	5,760		34.542	199	63	262
Government Services #1080		988,920	43.351	42,871	171	43,042
Sustainable Dev. (Crown) #1121	320		34.542	11	120	131
Sustainable Dev. (Oper) #1126		243,560	43.351	10,559	96	10,655
Highways & Transport #1150		500,880	43.351	21,714	1,347	23,061
Swan Valley School Div #1160		311,480	43.351	13,503		13,503
Manitoba Public Insurance #1270		289,970	43.351	12,570	35	12,605
Manitoba Housing #1300	6,069,500		34.542	209,653	10,034	219,687
Manitoba Hydro #1770		490,430	43.351	21,261	81	21,342
HMQ (Canada) #2700 Misc.		603,080	43.351	26,144	151	26,295
Centra Gas Manitoba #705		39,400	43.351	1,708	2	1,710
Centra Gas Manitoba Inc.		759,140	36.848	27,973		27,973
				0		0
				0		0
				0		0
				0		0
				0		0
				0		0
				0		0

Total - Pages 1, 8

400,265

Part 2 - Conditional Transfers and Grants

Government or Agency	Purpose	Amount
Sustainable Development	Dutch Elm Disease	2,500
Justice	Urban Policing	451,000
Municipal Relations	Green Team	5,000
Municipal Relations	Recreation Opportunities Program	5,198
Sport, Culture and Heritage	Safe at Home Programming	10,000
Prairie Mountain Health	Healthy Together Now	2,600
Finance	Manitoba Bridge Grant Program	10,000
Municipal Relations	Building Sustainable Communities	3,200

Total - Page 2

489,498

Part 3 - Transfers to Recover Previous Years' Deficit - General Operating Fund

Original Deficit Amount	Year	Term	Authority	Amount

Total - Page 1

0

Part 4 - Transfers to Recover Previous Years' Deficit - Utility Operating Fund

Original Deficit Amount	Year	Term	Authority	Amount

Total - Page 6

0

UTILITY OPERATING FUND - DEBENTURE DEBT CHARGES

Town of Swan River

For the Year 2021

Part 1 - Debenture Debt Charges

Purpose	By-law No.	Maturity (Year)	Opening Balance	Principal	Closing Balance	Interest	Total Payment	Frontage /Per Parcel	Other	Net Required by Mill rate	Area to be Levied
Ross Lift Upgrade	10/2014	2034	678,537	36,765	641,772	28,024	64,789		64,789	0	Water and Sewer
Heyes Lift Upgrade	7/2016	2035	358,551	18,187	340,364	13,590	31,777		31,777	0	Water and Sewer
6th Ave Lift Upgrade	6/2017	2027	228,383	22,308	206,075	7,285	29,593		29,593	0	Water and Sewer
Well Control Building	1/2020	2039	929,347	35,602	893,745	31,598	67,200		67,200	0	Water and Sewer
Main St W&S Renew	3/2020	2025	400,000	73,851	326,149	16,000	89,851		89,851	0	Water and Sewer

			2,594,818	186,713	2,408,105	96,497	283,210	0	283,210	0
--	--	--	-----------	---------	-----------	--------	---------	---	---------	---

Part 2 - Summary (by area) - to be carried forward - Page 8

Area to be Levied	Taxable Assessment	Otherwise Exempt Assessment	Grant Assessment	Total Assessment	Total Requirement	Raised By Frt / Parcel	Raised by Other	Raised by Mill Rate
Water and Sewer					283,210		283,210	0
								0
								0
					283,210	0	283,210	0


FIVE YEAR CAPITAL EXPENDITURE PROGRAM
Town of Swan River


PURPOSE	CAPITAL EXPENDITURE (Mark Priority 1, 2, 3, etc.)					SOURCE OF FUNDS				
	2022	2023	2024	2025	2026	Total	Operating	Reserves	Borrowing	Other
Firefighting equipment	14,000	21,000	36,000	16,000	17,000	104,000	104,000			
Firefighting vehicles	900,000					900,000			900,000	
Emergency generator	35,000					35,000	35,000			
Roads and streets construction			90,000			90,000		90,000		
Storm sewers, ditches & drainage		25,000			30,000	55,000	55,000			
Transportation services equipment	360,000	226,000	192,000	202,000	200,000	1,180,000		1,180,000		
Sidewalk construction			50,000		50,000	100,000		100,000		
Sand/salt building						0				
Landfill berm building						0				
Residential solid waste carts	120,000	60,000	40,000			100,000		100,000		
Cemetery development	45,000			70,000		120,000			120,000	
Parks and Recreation equipment	50,000		50,000			115,000	115,000			
Veterans Hall upgrades		25,000		10,000	10,000	110,000	10,000	100,000		
Water and sewer lines renewal		280,000			320,000	600,000		600,000		
Well site outlet and inspection		180,000	55,000			235,000	55,000	180,000		
Water treatment plant upgrades			290,000			290,000			145,000	145,000
Water distribution line swabbing	45,000					45,000	45,000			
Lift station pump replacement			65,000			65,000	65,000			
Lagoon design and construction	120,000	7,000,000				7,120,000		60,000	3,500,000	3,560,000
Sewage collection pipe lining				150,000		150,000		150,000		
TOTAL	1,689,000	7,817,000	868,000	448,000	652,000	11,474,000	544,000	2,560,000	4,665,000	3,705,000
SOURCE OF FUNDS - ANNUAL	TOTAL									
OPERATING	139,000	71,000	156,000	96,000	82,000	544,000	544,000			
RESERVES	470,000	746,000	422,000	352,000	570,000	2,560,000				
BORROWING	1,020,000	3,500,000	145,000			4,665,000			3,500,000	
OTHER	60,000	3,500,000	145,000	448,000	652,000	3,705,000				
TOTAL	1,689,000	7,817,000	868,000	448,000	652,000	11,474,000	544,000	2,560,000	4,665,000	3,705,000

Departmental Use Only

Adopted by Resolution of Council

May 4th 2021


 (Head of Council)


 (Chief Administrative Officer)