

THE FINANCIAL PLAN

Town of Swan River

For the Year 2020

		ATTACHED	NOT APPLICABLE
Page 1	General Operating Fund - Budgeted Revenue and Expenditure	<input checked="" type="checkbox"/>	<input type="checkbox"/>
Page 2	General Operating Fund - Budgeted Other Revenue and Transfers	<input checked="" type="checkbox"/>	<input type="checkbox"/>
Page 3	General Operating Fund - Budgeted Expenditure	<input checked="" type="checkbox"/>	<input type="checkbox"/>
Page 4	General Operating Fund - Budgeted Expenditure	<input checked="" type="checkbox"/>	<input type="checkbox"/>
Page 5	General Operating Fund - Budgeted Expenditure	<input checked="" type="checkbox"/>	<input type="checkbox"/>
Page 6	Utility Operating Fund - Budgeted Revenue and Expenditure		
	Utility of _____	<input checked="" type="checkbox"/>	<input type="checkbox"/>
	Utility of _____	<input type="checkbox"/>	<input type="checkbox"/>
	Utility of _____	<input type="checkbox"/>	<input type="checkbox"/>
Page 7	Local Urban District - Budgeted Revenue and Expenditure		
	L.U.D. of _____	<input type="checkbox"/>	<input checked="" type="checkbox"/>
	L.U.D. of _____	<input type="checkbox"/>	<input type="checkbox"/>
	L.U.D. of _____	<input type="checkbox"/>	<input type="checkbox"/>
Page 8	Calculation of Tax Levies	<input checked="" type="checkbox"/>	<input type="checkbox"/>
Page 9	Sundry Revenue and Expenditure Analysis	<input checked="" type="checkbox"/>	<input type="checkbox"/>
Page 10	Rural Area and General Municipal Requirements	<input type="checkbox"/>	<input checked="" type="checkbox"/>
Page 11	General Operating Fund - Debenture Debt Charges	<input checked="" type="checkbox"/>	<input type="checkbox"/>
Page 12	Utility Operating Fund - Debenture Debt Charges	<input checked="" type="checkbox"/>	<input type="checkbox"/>
Page 13	Capital Budget (Current Year)	<input checked="" type="checkbox"/>	<input type="checkbox"/>
Page 14	Capital Expenditure Program (Subsequent Five Years)	<input checked="" type="checkbox"/>	<input type="checkbox"/>

**GENERAL OPERATING FUND
BUDGETED REVENUE AND EXPENDITURE**

Town of Swan River



For the Year 2020

REVENUE

	Last Year Budgeted	Last Year Actual	This Year Budgeted	Next Year Budgeted
Total Tax Levy - Page 8	7,410,950	7,410,949	7,238,826	7,635,000
Total Grants in Lieu of Taxes - Page 8	411,648	411,648	393,394	425,000
Sub-total	7,822,599	7,822,597	7,632,220	8,060,000
School Requisitions (deduct) - Page 8	2,884,961	2,884,961	2,836,752	2,945,000
Municipal Taxes and Grants in Lieu of Taxes	4,937,638	4,937,636	4,795,468	5,115,000
Other Revenue - Page 2	2,739,259	2,692,343	2,747,644	2,876,020
Transfers from Accumulated Surplus & Reserves - Page 2	0	0	0	0
Total Municipal Revenue	7,676,897	7,629,980	7,543,112	7,991,020

EXPENDITURE

General Government Services	757,442	689,994	797,824	818,500
Protective Services	1,499,981	1,576,202	1,661,561	1,713,000
Transportation Services	976,346	893,613	993,281	1,103,000
Environmental Health Services	1,181,150	1,203,533	1,258,355	1,290,000
Public Health and Welfare Services	141,687	153,812	202,829	203,755
Regional Planning and Development	37,670	31,404	31,535	40,500
Resource Conservation and Industrial Development	133,005	134,637	108,164	134,300
Recreation and Cultural Services	1,621,857	1,494,877	1,400,303	1,560,000
Fiscal Services	631,502	550,166	597,381	652,681
Transfers - Deficit Recovery - Page 9	39,709	217,726	42,808	0
- To Reserves - Page 5	635,570	636,871	408,020	436,020
Total Basic Expenditure	7,655,919	7,582,835	7,502,061	7,951,756
Allowance For Tax Assets - Page 8	20,978	47,145	41,051	39,264
Total Municipal Expenditure	7,676,897	7,629,980	7,543,112	7,991,020
Net Operating Surplus (Deficit)	0	0	0	0

Departmental Use Only	<p>Adopted by Resolution of Council</p> <div style="text-align: right; margin-top: 20px;">  (Head of Council) </div> <div style="text-align: right; margin-top: 20px;">  (Chief Administrative Officer) </div> <p style="text-align: center; margin-top: 20px;"><u>April 22</u> 20<u>20</u></p>
-----------------------	---

**GENERAL OPERATING FUND
BUDGETED OTHER REVENUE AND TRANSFERS**

Town of Swan River

For the Year 2020

Other Revenue				Last Year Budgeted	Last Year Actual	This Year Budgeted	Next Year Budgeted
0810	Taxes Added			50,000	38,663	40,000	40,000
0890	Tax Penalties			36,300	41,008	23,300	36,000
0820	Licenses	- Animal		1,350	1,274	1,350	1,350
0820		- Business		9,500	4,970	5,000	5,000
0820		- Other	Raffle	300	400	300	300
0815			Cable Television	6,460	6,480	0	0
0825	Permits	- Building		20,750	20,528	20,750	21,000
0826		- Other	Occupancy	350	1,080	350	350
0830	Fines			15,500	8,703	9,500	10,000
0840	Sales of Service	- General Government		35,800	45,584	38,700	40,000
0841		- Protective		94,087	104,607	99,087	100,000
0842		- Transportation		10,600	30,923	26,600	20,000
0843		- Environmental Health		547,791	452,637	927,850	950,000
0844		- Public Health and Welfare		55,500	62,861	57,200	56,000
0845		- Regional Planning & Development		0	0	0	0
0846		- Resource Conservation & Industrial Development		0	0	0	0
0847		- Recreation and Culture		157,687	131,467	77,065	130,000
		- Other					
0860	Sales of Goods			10,550	5,031	3,750	7,000
0870	Rentals			200,716	225,660	160,792	200,000
	Trailer Park Rentals						
	Trailer Park Fees / Grazing Leases						
	Concessions and Franchises						
0880	Returns from Investments			16,000	12,931	5,000	13,000
	Development and Dedication Fees						
0910	Unconditional Grants	- Municipal Operating		324,830	324,830	324,830	325,000
		- Other					
		- Other					
0931	Conditional Grants	- Federal Government		0	0	2,000	2,000
0912		- Federal - Gas Tax		437,070	430,571	216,020	216,020
0930	(Page 9)	- Provincial Government		458,000	455,833	483,500	458,000
0932		- Municipal Government		220,418	229,852	198,000	220,000
		- Other					
		- Other					
0960	Other Income	Land and Capital Asset Sales		0	3,012	0	0
0950		Miscellaneous		29,700	53,439	26,700	25,000
Total Other Revenue - Page 1				2,739,259	2,692,343	2,747,644	2,876,020
Transfers From							
		- Accumulated Surplus		0	0	0	0
		- Reserves (Page 13)		0	0	0	0
Total Transfers - Page 1				0	0	0	0
TOTAL OTHER REVENUE AND TRANSFERS - PAGE 8				2,739,259	2,692,343	2,747,644	2,876,020

BUDGETED EXPENDITURE

Town of Swan River

For the Year 2020

		Last Year Budgeted	Last Year Actual	This Year Budgeted	Next Year Budgeted
GENERAL GOVERNMENT SERVICES					
1100	Legislative	139,730	133,498	137,610	142,000
1200	General Administrative				
1212	Chief Administrative Officer and Staff	423,750	382,023	482,760	500,000
1215	Office	128,850	130,405	135,570	136,000
1216	Legal	43,500	8,390	14,500	15,000
1217	Audit	6,500	7,194	6,500	6,500
1218	Assessment	57,072	57,072	56,614	57,000
1240	Taxation	6,000	8,358	8,500	8,500
1300	Other General Government				
1310	Elections	0	0	0	0
1320	Membership Fees and Town Vans	3,550	3,408	4,400	4,500
1330	Damage Claims and Liability Insurance	15,700	14,702	15,700	16,000
1340	Intergovernmental Relations	0	0	0	0
1350	Grants - General	0	0	0	0
1360	Other General Government-Sundry	8,500	4,527	13,590	15,000
1370	Past-Service Pension Payments	0	0	0	0
1380	Unallocated Employee Benefits	0	0	0	0
SUB-TOTAL GENERAL GOVERNMENT SERVICES		833,152	749,578	875,744	900,500
1991	Recoveries (deduct) - Utility	71,160	55,034	64,710	72,000
1992	- Other	4,550	4,550	13,210	10,000
TOTAL GOVERNMENT SERVICES - TO PAGE 1		757,442	689,994	797,824	818,500
PROTECTIVE SERVICES					
2100	Police	1,041,660	1,148,726	1,212,070	1,250,000
2200	Bylaw Enforcement	23,908	20,963	36,810	37,000
24??	Fire	256,160	233,777	255,876	265,000
2500	Emergency Measures				
2510	Emergency Measures Organization	9,550	8,190	8,990	9,000
2520	Flood Control	0	0	0	0
2540	Ambulance Services	0	0	0	0
2550	Other	0	0	0	0
2600	Other Protection				
2621	Building Inspection	34,900	35,036	34,850	35,000
2622	Electrical Inspection	0	0	0	0
2623	Plumbing Inspection	0	0	0	0
2626	Other Safety Inspections	105,740	100,681	75,370	80,000
2630	License Inspection	0	0	0	0
2640	Animal and Pest Control	28,063	28,829	37,595	37,000
2650	Other - Traffic Services	0	0	0	0
	Other _____	0	0	0	0
TOTAL PROTECTIVE SERVICES - TO PAGE 1		1,499,981	1,576,202	1,661,561	1,713,000
TRANSPORTATION SERVICES					
Road Transport					
31??	Administration and Engineering	129,550	104,520	129,470	140,000
Roads and Streets					
Unallocated Costs					
3210	- Wages and Benefits	1,073,870	1,118,483	983,890	1,115,000
3212	- Equipment	281,200	319,029	290,390	295,000
3211	- Workshop and Yard Operations	94,400	106,037	113,290	115,000
3220	- Labour Recovery	-869,050	-969,976	-847,496	-900,000
3221	- Equipment Recovery	-243,900	-224,796	-219,830	-225,000
3231	Road Maintenance	105,300	97,803	113,300	105,000
3232	Road Construction	38,250	9,457	39,620	40,000
Transportation Services Sub-Total Forward to Page 4		609,620	560,558	602,634	685,000

BUDGETED EXPENDITURE

Town of Swan River

For the Year 2020

		Last Year Budgeted	Last Year Actual	This Year Budgeted	Next Year Budgeted
Transportation Services Sub-Total Forward from Page 3		609,620	560,558	602,634	685,000
3233	Sidewalks	9,300	2,927	8,860	10,000
3238	Boulevards	7,475	3,713	7,725	8,000
3230	Tree Trimming	13,900	18,634	16,900	17,000
3234	Ditches and Road Drainage	14,900	23,181	15,200	15,000
3235	Storm Sewers	20,650	11,259	12,920	15,000
3236	Street Cleaning	20,500	19,050	19,700	25,000
3237	Snow and Ice Removal	117,500	97,999	101,200	118,000
3240	Bridges	0	0	0	0
3250	Street Lighting	72,000	73,527	81,500	82,000
3260	Traffic Services	36,900	32,007	35,105	37,000
3275	Other Road Transport	0	478	0	0
3290	Airport	30,877	27,557	65,697	65,000
3280	Other Transportation Services	22,724	22,724	25,840	26,000
TOTAL TRANSPORTATION SERVICES - TO PAGE 1		976,346	893,613	993,281	1,103,000
ENVIRONMENTAL HEALTH SERVICES					
Garbage and Waste Collection					
432?	Garbage Collection	335,130	339,264	338,540	340,000
4330	Nuisance Grounds	503,030	449,757	434,320	450,000
Other Environmental Health					
434?	Reduce, Reuse, Recycle	342,990	414,512	485,495	500,000
4350	Environmental Clean-up	0	0	0	0
	Other _____	0	0	0	0
TOTAL ENVIRONMENTAL HEALTH SERVICES - TO PAGE 1		1,181,150	1,203,533	1,258,355	1,290,000
PUBLIC HEALTH AND WELFARE SERVICES					
Public Health					
5110	Health Unit	0	0	0	0
5160	Cemeteries	75,250	91,823	84,150	85,000
5186	Other: Cemetery Perpetual Care Fund	7,700	6,603	7,700	8,000
	_____	0	0	0	0
Medical Care					
5370	Medical Officer	8,182	8,182	64,224	64,000
5260	Other: Grants to Medical Organizations	0	0	0	0
Hospital Care					
	Hospital Care	0	0	0	0
	Other _____	0	0	0	0
Social Assistance					
5410	Employment and Training	3,800	0	0	0
5420	Social Assistance	43,755	43,755	43,755	43,755
5430	Other: Grants to Social Assistance Organizations	3,000	3,450	3,000	3,000
TOTAL PUBLIC HEALTH & WELFARE SERVICES-TO PAGE 1		141,687	153,812	202,829	203,755
REGIONAL PLANNING AND DEVELOPMENT					
6100	Planning and Zoning	7,020	6,820	7,020	7,000
Community Development					
6220	General Land Assembly	0	0	0	0
6230	Urban Renewal	0	0	0	0
6240	Beautification and Land Rehabilitation	3,300	3,239	3,280	5,000
6241	Urban Area Weed Control	13,050	11,851	11,160	14,000
6242	Christmas Lights, Decorations, Flags	9,200	4,656	4,175	8,500
6243	Communities in Bloom	5,100	4,839	5,900	6,000
TOTAL REGIONAL PLANNING AND DEVELOPMENT - TO PAGE 1		37,670	31,404	31,535	40,500

BUDGETED EXPENDITURE

Town of Swan River

For the Year 2020

RESOURCE CONSERVATION AND INDUSTRIAL DEVELOPMENT		Last Year Budgeted	Last Year Actual	This Year Budgeted	Next Year Budgeted
7100	Natural Resources	0	0	0	0
7120	Agriculture	0	0	0	0
7121	Destruction of Pests	0	0	0	0
7122	Protective Inspections	0	0	0	0
7123	Rural Area Weed Control	0	0	0	0
	Drainage of Land	0	0	0	0
7125	Veterinary Services	5,983	5,983	7,112	7,000
7124	Water Resources and Conservation	13,442	13,442	13,442	13,500
7200-5272	Regional Development	50,970	50,970	26,000	51,000
	Other Economic Development				
7200-5271	Settlement and Immigration Services	4,800	4,800	4,500	4,800
7200-5261	Assistance for Housing and Commercial/Industrial Development	40,000	43,243	40,000	40,000
7410	Tourism	12,160	9,554	10,160	11,000
7420	Public Receptions	3,150	4,145	4,450	4,500
7200-5273	Town Promotion	2,500	2,500	2,500	2,500
		0	0	0	0
TOTAL RESOURCE CONSERVATION & INDUSTRIAL DEVELOPMENT - PG 1		133,005	134,637	108,164	134,300

RECREATION AND CULTURAL SERVICES					
8110	Recreation Commission	27,374	27,374	15,000	28,000
8120	Community Centers and Halls	116,320	111,882	143,610	150,000
8130	Swimming Pools and Beaches	795,865	683,840	574,310	700,000
8140	Golf Courses	0	0	0	0
8150	Skating Rinks and Arenas	452,753	437,045	432,303	450,000
818?	Parks and Playgrounds	125,842	134,035	111,477	130,000
	Other Recreational Facilities	0	0	0	0
8190	Grants	1,000	2,839	1,000	1,000
		0	0	0	0
		0	0	0	0
8240	Museums	4,000	4,000	4,000	4,000
8250	Libraries	86,903	86,903	86,903	87,000
8290	Other Cultural Facilities	4,200	855	22,700	1,000
8280	Canada Day Celebrations	7,600	6,104	9,000	9,000
		0	0	0	0
TOTAL RECREATION & CULTURAL SERVICES - TO PAGE 1		1,621,857	1,494,877	1,400,303	1,560,000

FISCAL SERVICES					
9111	L.U.D. of _____ -- Page 7	0	0	0	0
9112	L.U.D. of _____ -- Page 7	0	0	0	0
9113	L.U.D. of _____ -- Page 7	0	0	0	0
9114	L.U.D. of _____ -- Page 7	0	0	0	0
932?	Transfer to Capital - Page 13	127,667	45,350	30,000	85,300
9330	Transfer to Utility - Page 6	0	0	0	0
9410	Debenture Debt Charges - Page 11	503,835	503,836	567,381	567,381
9420	Other Long-term debt charges -- Page 11	0	0	0	0
9430	Tax discount and short-term loan interest	0	980	0	0
9440	Other Debt Charges	0	0	0	0
	Other Fiscal Services	0	0	0	0
		0	0	0	0
TOTAL FISCAL SERVICES - TO PAGE 1		631,502	550,166	597,381	652,681

TRANSFERS					
9313-5537	General Reserve	0	0	0	0
	Specific-Purpose Reserves:				
9311-5510	Equipment Replacement	160,000	167,800	160,000	165,000
9313-5532	Fire Truck	21,000	21,000	15,000	21,000
9313-5536	Gas Tax	437,070	430,571	216,020	216,020
9313-5535	Recreation Facilities	17,500	17,500	10,000	20,000
9313-5533	Employee Benefits	0	0	5,000	10,000
9313-5534	Tables and Chairs	0	0	2,000	4,000
9313-5538	Landfill Closure	0	0	0	0
TOTAL TRANSFERS - TO PAGE 1		635,570	636,871	408,020	436,020

**UTILITY OPERATING FUND
BUDGETED REVENUE AND EXPENDITURE**

Town of Swan River

For the Year 2020

REVENUE

	Last Year Budgeted	Last Year Actual	This Year Budgeted	Next Year Budgeted
0300 Water Consumer Sales	623,000	589,680	573,000	625,000
0305 Sewer Service Charges	639,000	605,602	588,000	640,000
0310 Customer Service Charges	118,000	118,295	108,000	118,000
0320 Discounts, Refunds and Cancellations	-500	0	-500	-500
Net Consumer Revenue - Sub Total	1,379,500	1,313,578	1,268,500	1,382,500
0330 Penalties	2,000	2,594	0	2,500
0340 Hydrant Rentals	14,170	14,170	14,170	14,170
0350 Installation Service	2,000	1,630	2,000	2,000
0360 Connection Revenue	35,000	55,341	35,000	30,000
0365 Lagoon Dumping Fees	10,000	9,930	10,000	10,000
0370 Provincial Grants	0	0	0	0
0371 Federal Grants	0	0	0	0
038? Other Revenue	-5,500	-14,729	-13,000	-15,000
0390 Transfer from Revenue Fund - Page 5	0	0	0	0
0396 Transfer from Reserves - Utility - Page 13	0	0	0	0
0397 Transfer from Accumulated Surplus	0	0	0	0
TOTAL REVENUE	1,437,170	1,382,515	1,316,670	1,426,170

EXPENDITURE

0400 ADMINISTRATION				
0400 Administration	74,060	56,419	67,610	75,000
0402 Audit	3,000	3,910	3,000	3,000
0403 Memberships and Conventions	14,500	6,797	10,500	10,500
0404 Insurance	4,800	4,762	4,800	4,800
TOTAL	96,360	71,888	85,910	93,300
0410 WATER SUPPLY				
0411 Administration	52,870	58,601	56,300	58,000
0412 Customer Billings and Collections	14,950	13,918	14,500	15,000
0413 Purification and Treatment	146,600	149,375	144,570	146,000
0414 Water Purchases	0	0	0	0
0415 Service of Supply	13,900	11,726	15,250	15,000
0416 Transmissions and Distribution	103,700	164,708	103,300	106,000
0417 Other Water Supply Costs	19,500	15,271	31,340	20,000
0418 Connections	125,500	192,969	135,100	135,000
TOTAL	477,020	606,568	500,360	495,000
0420 SEWAGE COLLECTION AND DISPOSAL				
0421 Administration	52,870	58,601	56,300	58,000
0422 Sewage Collection System	40,650	9,947	14,790	41,000
0423 Sewage Lift Station	64,000	61,487	53,420	64,000
0424 Sewage Treatment and Disposal	110,875	122,055	96,318	111,000
0425 Other Sewage Collection and Disposal Costs	0	0	0	0
0426 Connections	0	0	0	0
TOTAL	268,395	252,090	220,828	274,000
0430 TRANSFER TO CAPITAL - Page 13	75,000	17,787	54,000	45,000
0450 DEBENTURE DEBT CHARGES - Page 12	127,696	96,566	184,011	184,011
TRANSFERS				
0470 Deficit Recovery, 2016 - Page 9	0	0	0	0
0441 Transfer to Utility Reserve	392,699	337,616	271,561	334,859
Transfer to _____ Reserve				
TOTAL	392,699	337,616	271,561	334,859
TOTAL EXPENDITURE	1,437,170	1,382,515	1,316,670	1,426,170
NET OPERATING SURPLUS (DEFICIT)	0	0	0	0

CALCULATION OF TAX LEVIES
Town of Swan River

For the Year 2020

	Assessments			Expenditures			Revenues					
	Taxable	Grazing Leases and/or Converted fees	Grants in Lieu of Taxes	Basic	Allowance Tax Assets	Total	Mill Rate (MR)	Tax Levy	Otherwise Exempt	Grants in Lieu of Taxes	Grazing Leases and/or Converted fees	Total
Education (Requisition) Taxes:												
Education Support Levy (ESL)	51,057,480		4,183,770	487,670	55	487,725	8.829	450,786		36,939		487,725
School Division #35	172,451,470		10,257,100	2,349,082	2	2,349,084	12.857	2,217,209		131,876		2,349,084
Total Education Taxes	223,508,950		14,440,870	2,836,752	57	2,836,809		2,667,995		168,814		2,836,809

Page 1

	Assessments			Expenditures			Revenues					
	Taxable	Otherwise Exempt	Grants in Lieu of Taxes	Basic	Allowance Tax Assets	Total	Mill Rate Fr/PP	Tax Levy	Otherwise Exempt	Grants in Lieu of Taxes	Other Revenues and Transfers	Total
Municipal Taxes:												
Local Urban Districts												
L.U.D.												
L.U.D.												
Debtenture Debt Charges												
Municipal Office (BL 15/2012)	182,296,660		10,257,100	112,937	92	113,029	0.587	107,008		6,021		113,029
Wellness Centre (BL 09/2016) Mil	182,230,420	38,180,500	9,497,960	258,240	178	258,418	1.124	204,827	42,915	10,676		258,418
Wellness Centre (BL 09/2016) PP	1,473	304	66	110,082	0	110,082	59.73	87,982	18,158	3,942		110,082
Firefighter Equipment (BL 21/2017)	182,296,660		10,257,100	16,997	140	17,137	0.089	16,224		913		17,137
12th+3rd Paving (BL 1/2019) Frt	637	126		5,368	0	5,368	7.036	4,482	887			5,368
12th+3rd Paving (BL 1/2019) Flk	272			481	0	481	1.768	481				481
Arena Floor (BL 9/2019)	182,296,660		10,257,100	63,276	74	63,350	0.329	59,976		3,375		63,350
Special Assessment Levies												
Municipal Assessment	182,296,660		10,257,100	56,614	189	56,803	0.295	53,778		3,026		56,803
Swan Lake Watershed District	24,572,730		1,020,430	13,442	20	13,462	0.526	12,925		537		13,462
Special Services Levies												
Residential Waste (BL 14/2019) PP	1,498	1	43	244,145	0	244,145	158.330	237,178	158	6,808		244,145
Police (BL 4/2020)	182,230,420	38,180,500	9,497,960	600,000	62	600,062	2.610	475,621	99,651	24,790		600,062
Special services (BL 5/2020)	182,230,420	38,180,500	9,497,960	643,000	55	643,055	2.797	509,698	106,791	26,566		643,055
Deficit Recovery												
General												
Utility												
Reserve Funds												
Machinery replacement (01/1997)	182,296,660		10,257,100	160,000	12	160,012	0.831	151,489		8,524		160,012
Fire truck replacement (05/1997)	182,296,660		10,257,100	15,000	19	15,019	0.078	14,219		800		15,019
Employee benefits (09/1993)	182,296,660		10,257,100	5,000	6	5,006	0.026	4,740		267		5,006
Tables and chairs	182,296,660		10,257,100	2,000	118	2,118	0.011	2,005		113		2,118
Recreation facilities (04/2000)	182,296,660		10,257,100	10,000	13	10,013	0.052	9,479		533		10,013
General Municipal												
At Large	182,296,660		10,257,100	2,397,088	40,014	2,437,102	12.449	2,269,411		127,691		2,397,102
Business Tax	5,594,900			74,412		74,412	1.33%	74,412				74,412
Business Fees	6,335			6,335		6,335		6,335				6,335
Other Revenue and Transfers				4,794,417	40,994	4,835,411		4,302,272	268,560	224,580	2,747,644	7,543,055
Total Municipal												
Total (Education + Municipal) Taxes				7,631,169	41,051	7,672,220		6,970,267	268,560	393,394	2,747,644	10,379,864

* Added to Total Tax Levy on page 1

Page 1

Page 1*

Page 19

Page 2

SUNDRY REVENUE AND EXPENDITURE ANALYSIS

Town of Swan River

For the Year 2020

Part 1 - Grants in Lieu of Taxes

Government or Agency	Assessment		Mill Rate	Amount	Per Parcel	Total
	Farm/Residential	Other				
Government Services #1080	5,760		34.135	197	62	259
Government Services #1080		988,920	42.964	42,488	171	42,659
Sustainable Dev. (Crown) #1121	320		34.135	11	119	130
Sustainable Dev. (Oper) #1126		243,560	42.964	10,464	96	10,560
Highways & Transport #1150		481,450	42.964	20,685	1,349	22,034
Swan Valley School Div #1160		311,480	42.964	13,382		13,382
Manitoba Public Insurance #1270		289,970	42.964	12,458	35	12,493
Manitoba Housing #1300	6,067,250		34.135	207,106	9,221	216,327
Manitoba Hydro #1770		490,430	42.964	21,071	81	21,152
HMQ (Canada) #2700 Misc.		581,630	42.964	24,989	151	25,140
Centra Gas Manitoba #705		37,190	42.964	1,598	2	1,600
Centra Gas Manitoba Inc.		759,140	36.433	27,658		27,658
				0		0
				0		0
				0		0
				0		0
				0		0
				0		0
				0		0

Total - Pages 1, 8

393,394

Part 2 - Conditional Transfers and Grants

Government or Agency	Purpose	Amount
Sustainable Development	Dutch Elm Disease	2,500
Celebrate Manitoba 150 Committee	Celebrate Manitoba 150	15,000
Justice	Urban Policing	451,000
Building Sustainable Communities	Hall Repairs and Chairs Purchase	15,000

Total - Page 2

483,500

Part 3 - Transfers to Recover Previous Years' Deficit - General Operating Fund

Original Deficit Amount	Year	Term	Authority	Amount
\$220,824.74	2018	2 year	Minister of Finance	42,808

Total - Page 1

42,808

Part 4 - Transfers to Recover Previous Years' Deficit - Utility Operating Fund

Original Deficit Amount	Year	Term	Authority	Amount

Total - Page 6


0


FIVE YEAR CAPITAL EXPENDITURE PROGRAM
Town of Swan River

PURPOSE	CAPITAL EXPENDITURE (Mark Priority 1, 2, 3, etc.)					SOURCE OF FUNDS				
	2021	2022	2023	2024	2025	Total	Operating	Reserves	Borrowing	Other
Firefighting equipment		36,100	67,000	69,000	16,000	248,400	148,400	100,000		
Firefighting vehicles				900,000		900,000			900,000	
Asphalt paving, curb and gutter	185,000	185,000	255,000	335,000	200,000	1,160,000	135,000	832,500		192,500
Storm sewers, ditches & drainage		280,000	250,000			530,000		140,000	250,000	140,000
Transportation services equipment	179,500	150,000	178,000	200,000	200,000	907,500		907,500		
Sidewalk construction	50,000	0	50,000	0	50,000	150,000	100,000	50,000		
Sand/salt building			70,000			70,000	70,000			
Landfill expansion and building			660,000	190,000	0	850,000			850,000	
Cemetery columbarium		250,000				250,000			250,000	
Parks and Recreation equipment	45,000	145,000	0	150,000		340,000	340,000			
Water and sewer lines renewal	300,000	150,000	250,000	105,000	450,000	1,255,000		805,000	450,000	
Well site swab outlet - raw			180,000			180,000		180,000		
Water treatment plant upgrades		290,000	300,000			590,000		295,000		295,000
Water distribution line swabbing	45,000		45,000		55,000	145,000	145,000			
Lift station pump replacement					65,000	65,000	65,000			
Lagoon design and construction	7,000,000					7,000,000			2,100,000	4,900,000
Sewage collection pipe lining		85,000		100,000		185,000	185,000			
TOTAL	7,864,800	1,571,100	2,305,000	2,049,000	1,036,000	14,825,900	1,188,400	3,310,000	4,800,000	5,527,500
SOURCE OF FUNDS - ANNUAL										
OPERATING	130,300	361,100	197,000	314,000	186,000	1,188,400				
RESERVES	642,000	675,000	1,048,000	645,000	300,000	3,310,000				
BORROWING	2,100,000	250,000	910,000	1,090,000	450,000	4,800,000				
OTHER	4,992,500	285,000	150,000		100,000	5,527,500				
TOTAL	7,864,800	1,571,100	2,305,000	2,049,000	1,036,000	14,825,900				

Departmental Use Only

Adopted by Resolution of Council


 (Head of Council)


 (Chief Administrative Officer)

April 22, 2020