


TOWN OF SWAN RIVER

2023 BUDGET





July 2023

Pre-lim budgets drafted
of 2023 Operating
Budget & 5 year Capital
Plan

August 2023

Senior Management
complete draft budget

October, 2023

Operating & Capital
Budget
submissions/revisions
complete

**November -December,
2023**

Final Draft Budget
Presented to Council.
Revise Budget

January , 2024

Final Budget Review
by Council

Jan – Dec 2024

Monitor expenses &
analyze budget
deviations

March-April 2024

Financial Plan Public
Hearing

Oct 2023 – Mar 2024

Construction Program
design & tender process



**Annual
Budget
Schedule**

2023 Budget Priorities

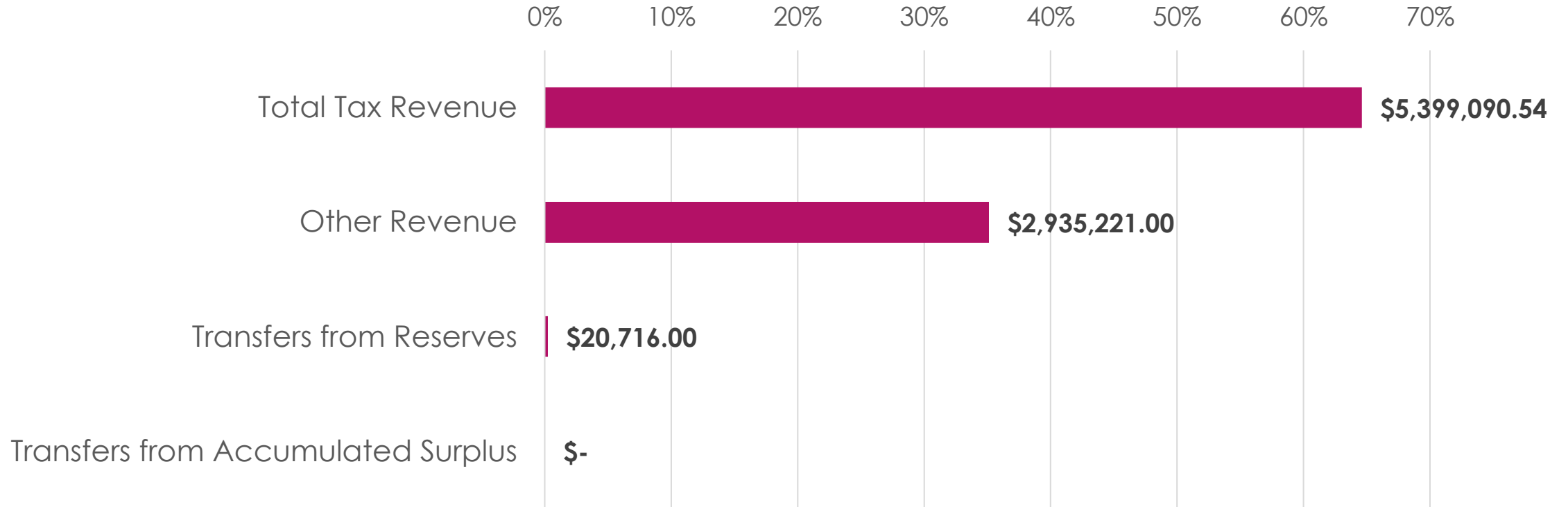
- ▶ Maintain and review levels of service, in comparison to previous years.
- ▶ Maintain and create additional, self-sustaining infrastructure
- ▶ Ensure available financial resources to participate in future Federal, Provincial , and Municipal programs when available.



Revenue

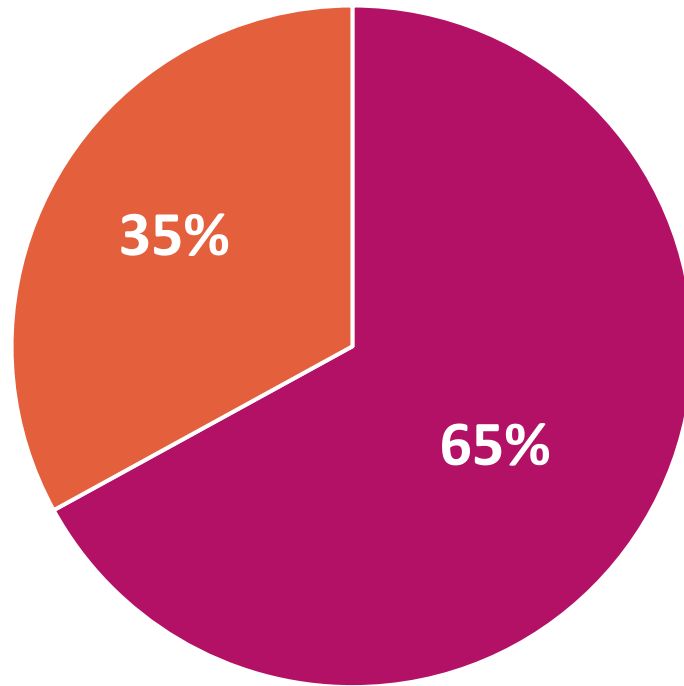


Revenue



TOTAL: \$8,355,027.54

Education Tax



Tax - Breakdown

■ Municipal Tax	\$5,399,090.54
■ School Tax	\$2,657,386.00

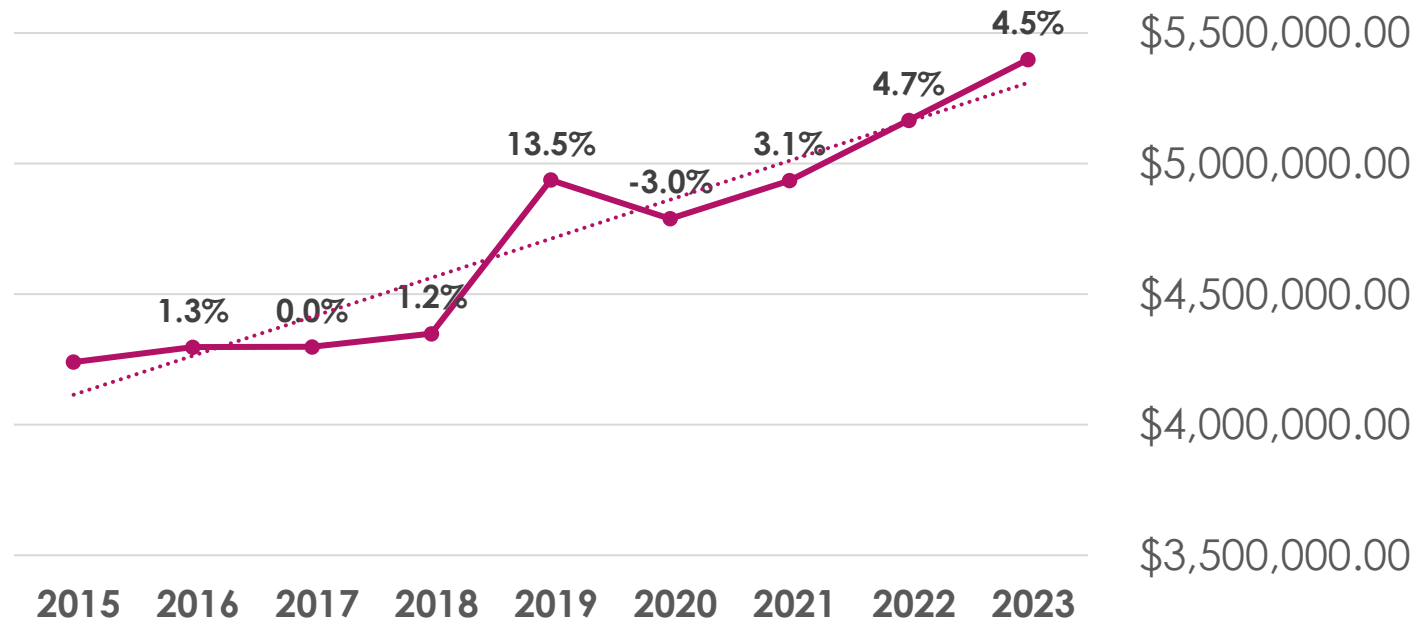
- ▶ Province is currently in the process of phasing out the education tax from property tax collection system.
- ▶ Municipality has no responsibility in establishing the education levy.

Property Value – Tax relationship

- ▶ Property growth value of 1.16% within the Town of Swan River from 2022.
- ▶ Property Value Breakdown:
 - ▶ Residential = 63.5%
 - ▶ Commercial = 36.2%
 - ▶ Agricultural = 0.3%
- ▶ Provincial Portioning System - Property tax is split between residential (45%), commercial (65%), and agricultural (26%) applied to their assessed values.¹

Municipal Tax Rate

Municipal Taxes - Rate of Change



What will Town taxes cost?

Dwelling (Market Value): \$141,500
Taxable Assessed Value: \$63,675
Annual Property Taxes: \$1,760
Monthly Property Taxes: \$146.66



Other Monthly Expense Comparisons	
Daily Medium Coffee (Tim Hortons)	\$54.00
Westman Home Choice TV	\$106.45
Monthly Winnipeg Transit Bus Pass	\$106.00
Cigarettes (200)	\$139.00
Cellular Plan; iPhone 14 (50gb data.)	\$175.15
MPI Insurance – F150XL (2023)	\$200.00

Revenue - Other



0% 10% 20% 30% 40% 50% 60% 70%

Total Tax Revenue **\$5,399,090.54**

Other Revenue **\$2,935,221.00**

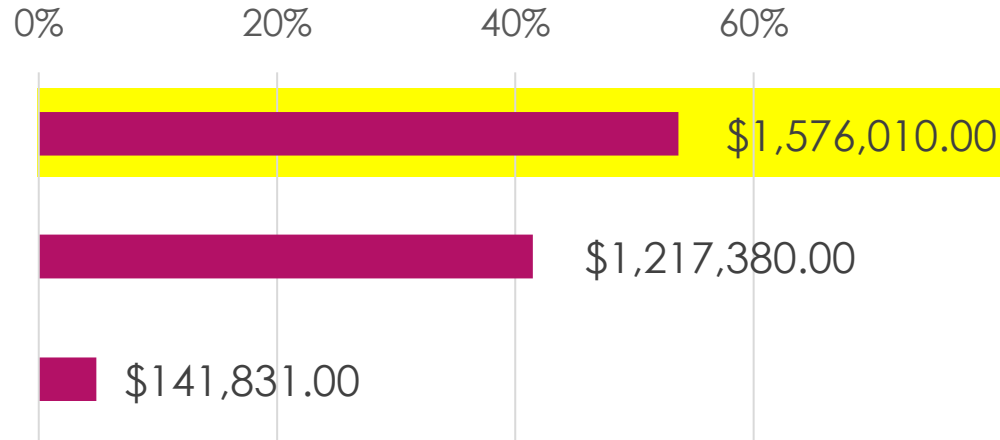
Transfers from Reserves **\$20,716.00**

Transfers from Accumulated Surplus **\$-**

TOTAL: \$8,355,027.54

Revenues – Other – Sales of Service

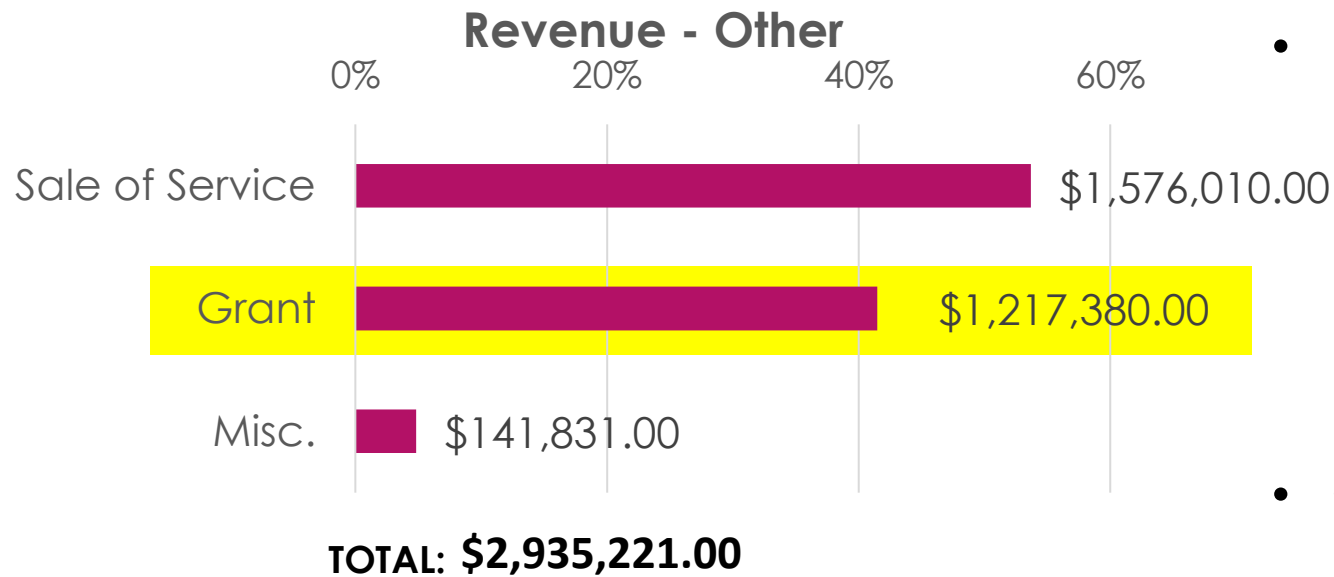
Revenue - Other



TOTAL: \$2,935,221.00

- Environmental Health \$942,640
- Recreation & Cultural \$252,750
- Rentals & Facility Usage \$153,420
- Protective Services \$109,000
- Transportation \$38,800
- Public Health & Welfare \$43,000

Revenues – Provincial and Federal Grants

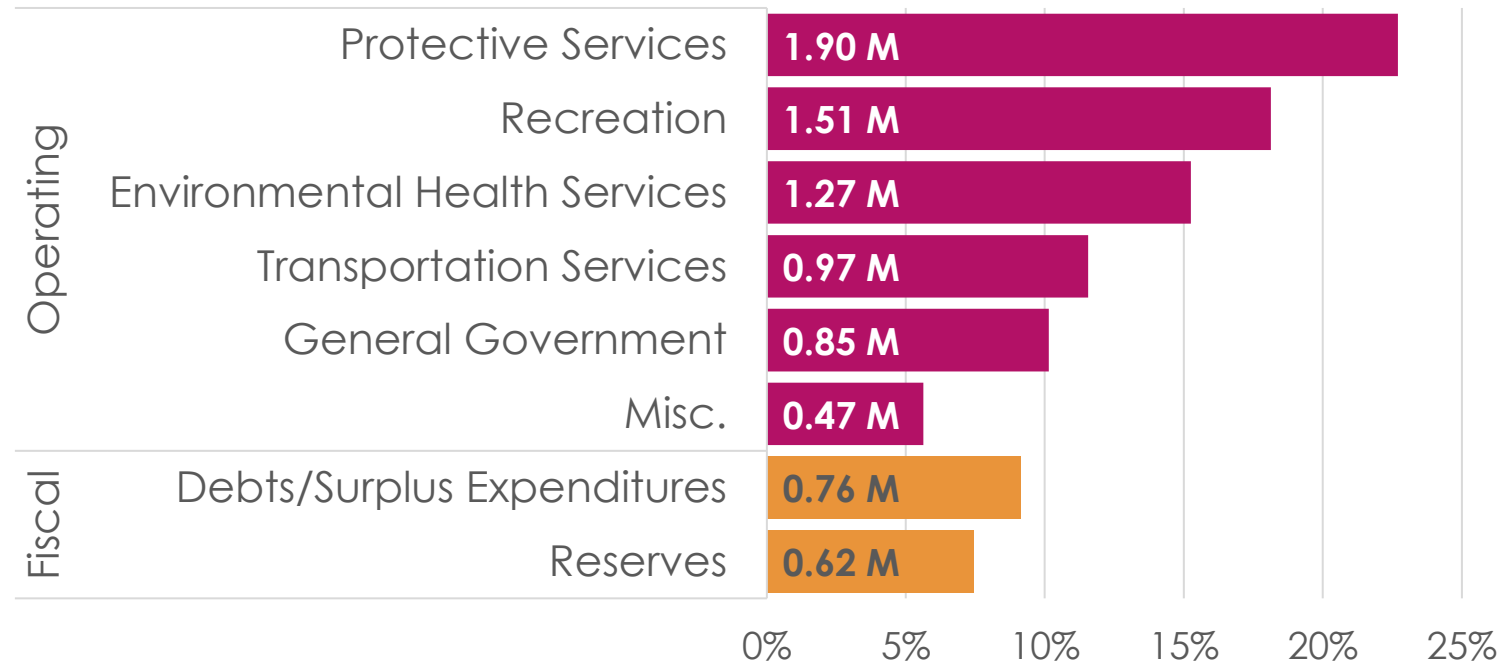


- **Unconditional Grants**
 - **Municipal Operating**
 - 2023 – 200k increase
 - \$524,680
 - **Federal Gas Tax Funding Agreement**
 - \$225,800
- **Conditional Grants**
 - **Provincial Government**
 - \$465,700



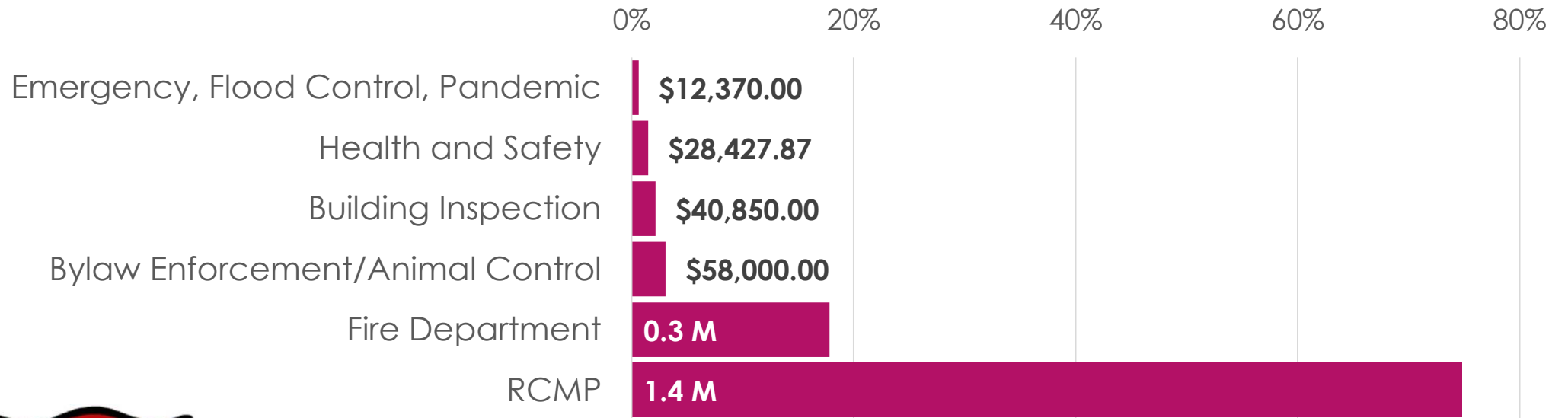
Expenses

Full Expenses



TOTAL: \$8,355,027.54

Protective Services



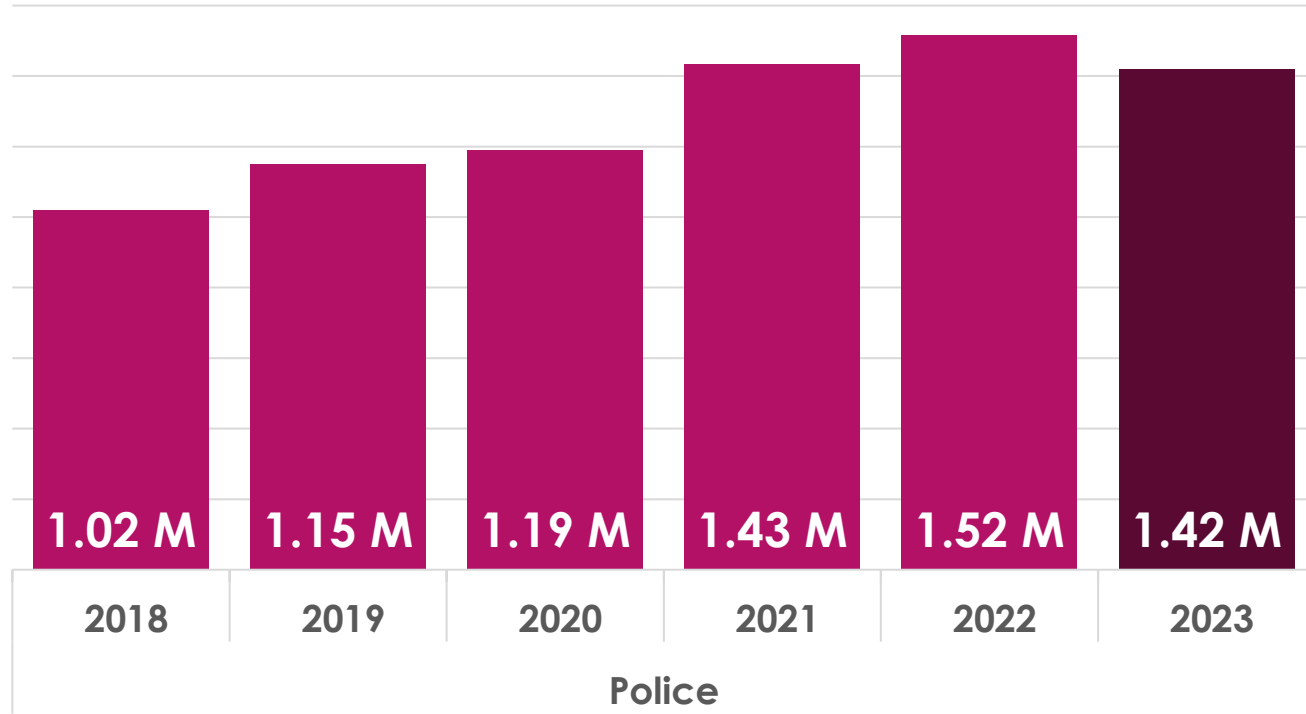
TOTAL: \$1,896,743.87



RCMP – BY THE YEAR

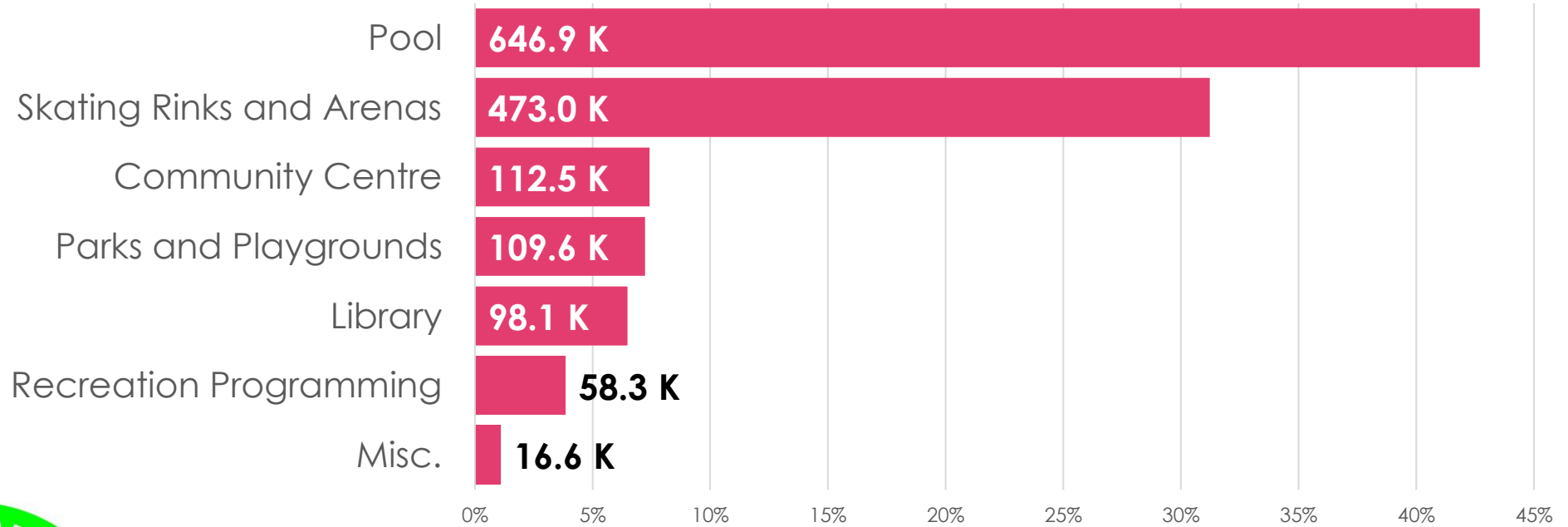


RCMP



TOTAL % OF MUNICIPAL 17%

Recreation



TOTAL: \$1,514,992.00



Environmental Health Services



▶ Waste Collection	\$ 390,830
▶ Landfill	\$ 385,000
▶ Recycling	\$ 498,300
▶ Total Budget	\$ 1,274,130

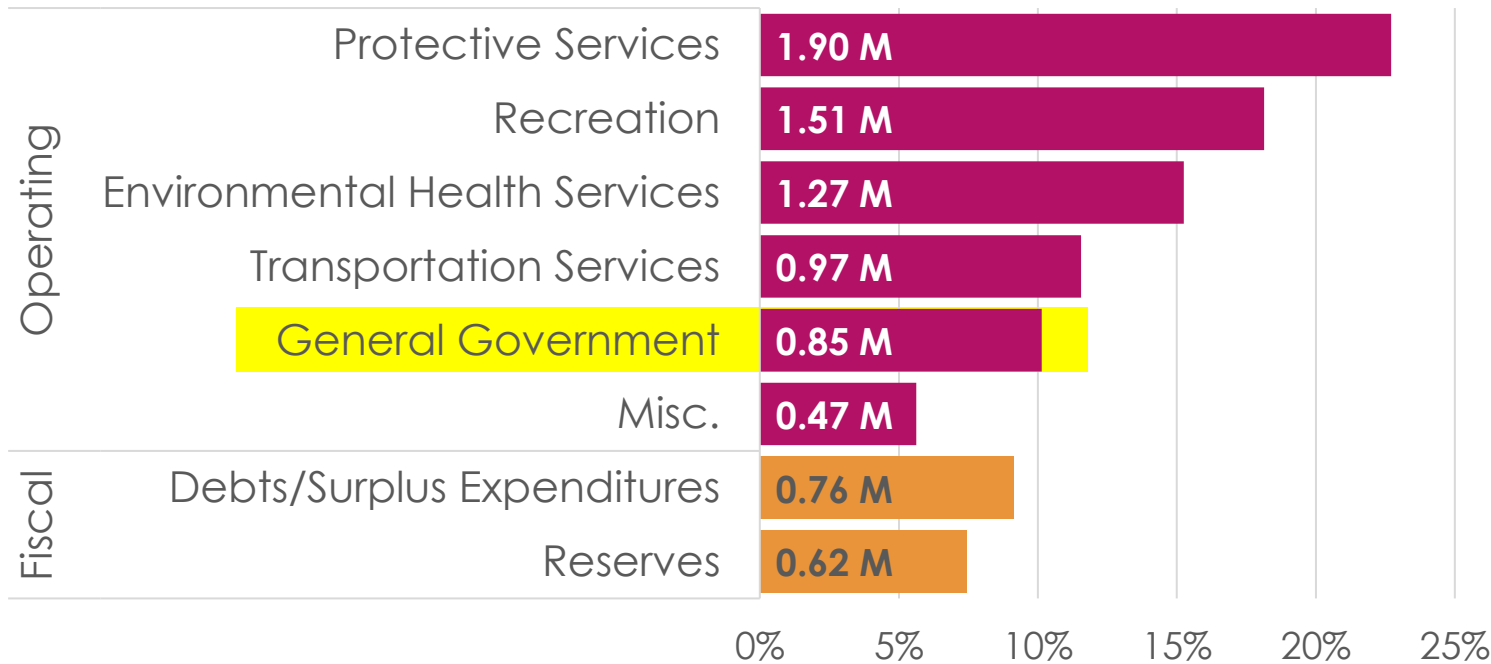
Transportation Services

▶ Road Maintenance	\$102,770
▶ Road Reconstruction	\$60,550
▶ Traffic Services	\$32,050
▶ Snow & Ice Removal	\$231,550
▶ 2022 Budget:	\$153,000
▶ Estimated 2022:	\$291,604
▶ Street Lighting	\$ 76,000
▶ Storm Sewers	\$ 23,550
▶ Total Budget	\$965,465




2023 Expenses - Municipal Expenditure

Full Expenses



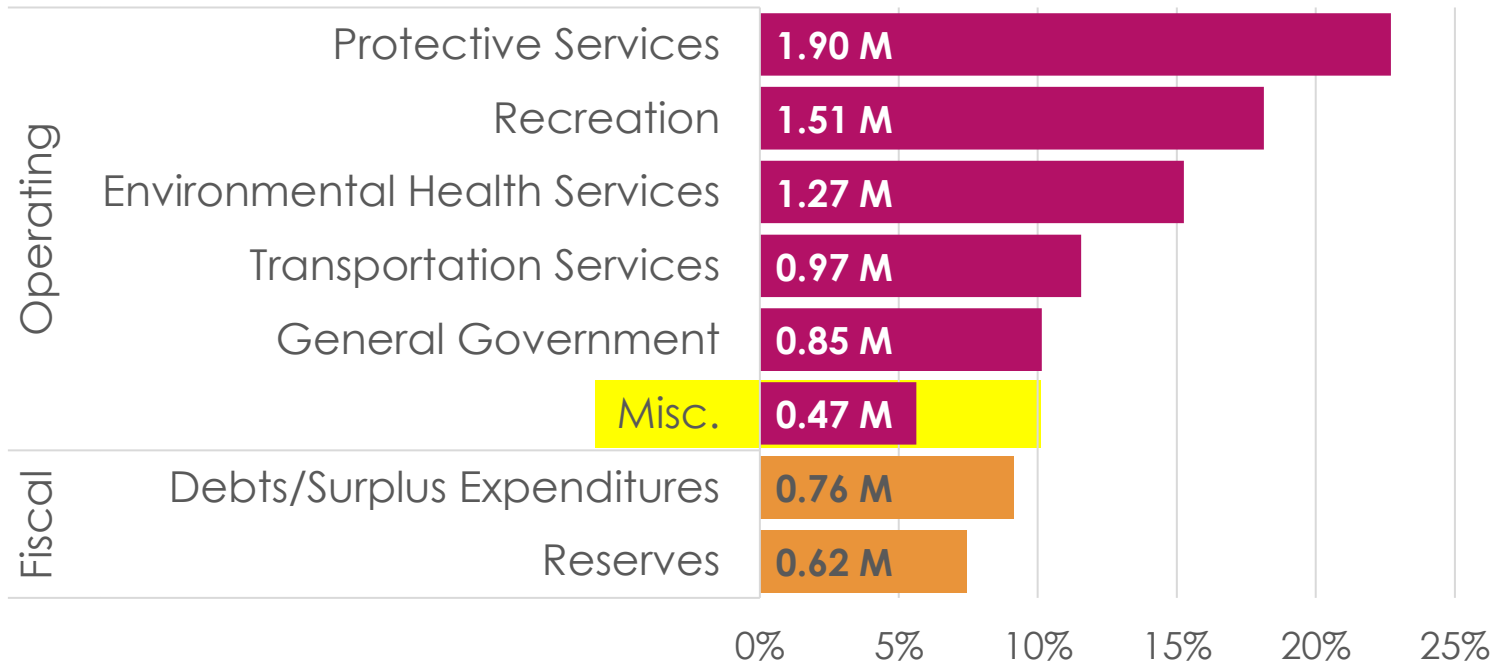
- General Administrative \$740,650
- Legislative \$143,650
- Other \$51,300
- Recoveries (\$88,150)
- **Grand Total \$847,450**

TOTAL: \$8,355,027.54



2023 Expenses - Municipal Expenditure

Full Expenses



- Allowance for Tax Assets
 - \$142,307.00
- Public Health and Welfare Services
 - \$192,684 .00
- Regional Planning and Development
 - \$52,950.00
- Resource Conservation & Industrial Development
 - \$82,450.00

Grand Total
\$470,176.00

TOTAL: \$8,355,027.54

Public Health and Welfare Services

▶ Cemetery	\$ 77,950
▶ Doctor Recruitment	\$ 64,784
▶ Social Assistance	\$ 43,750
▶ Total Budget	\$ 192,684



Regional Planning & Development

► Total Budget = \$ 52,950

Planning and Zoning	\$17,700
---------------------	----------

Beautification and Land Rehabilitation	\$4,250
--	---------

Urban Area Weed Control	\$14,100
-------------------------	----------

Christmas Lights, Decorations, Flags	\$10,000
--------------------------------------	----------

Communities in Bloom	\$6,900
----------------------	---------



Resource Conservation & Industrial Development

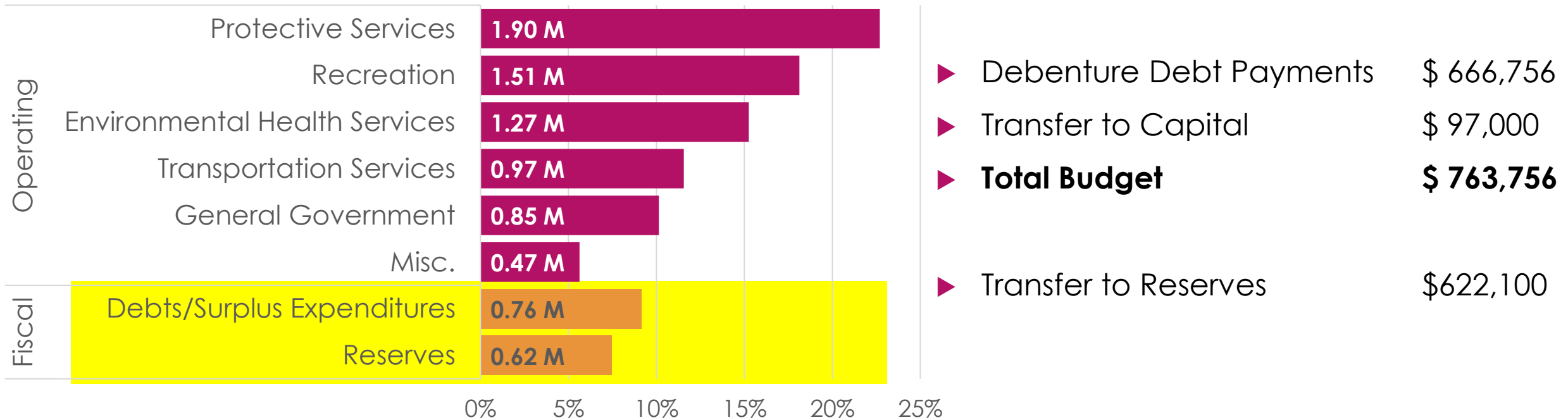
- Incentive Plan \$40,000
- Tourism \$11,050
- Water Conservation \$13,700
- Veterinary Services \$8,000

- **Total Budget \$82,450**



2023 Expenses - Municipal Expenditure


Full Expenses



TOTAL: \$8,355,027.54

Utility Services

- ▶ 1625 service connections / 216 hydrants
 - ▶ No Rate increase for 2023
-
- ▶ Administration \$ 99,400
 - ▶ Water Service Expense \$ 595,850
 - ▶ Sewer Service Expense \$ 236,450
 - ▶ Other Expenses (debts, transfers) \$ 413,150
 - ▶ **Total Revenue/Expenses \$ 1,344,850**





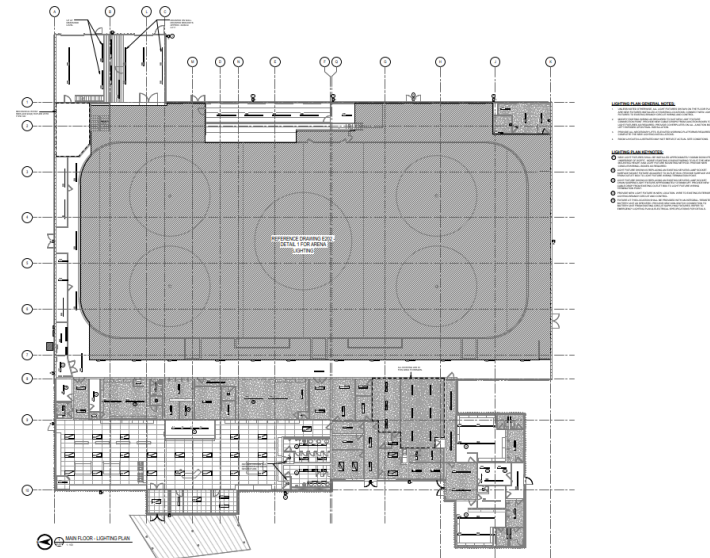
Capital Projects

2023 Capital Projects



- ▶ **\$4,147,000** Million on Capital Improvements
- ▶ See handout for full listing
- ▶ Some highlights include:

▶ Arena Retrofit - Consult	285K
▶ Pumper 1 Replacement	900K
▶ WTP Generator & Elc. Upg.	350K
▶ WTP – PLC Upgrade	350K
▶ Athlone Drainage	280K
▶ Columbarium	250K



Debt

2023 Budget includes new debt obligations:

- ▶ Pumper 1 Replacement 900k
- ▶ Columbarium 250k
- ▶ 100 blk Cent Dr Utility Renewal 150k
- ▶ See handout for current Debt Obligations