

THE TOWN OF SWAN RIVER

BY-LAW No. 4/2023

BEING a By-law of The Town of Swan River setting the rate of taxes for 2023.

WHEREAS Section 304 of The Municipal Act requires that no later than May 15th of each year, after adopting the operating budget for the year, a council must by by-law:

- (a) set a rate or rates of tax sufficient to raise
 - i) the revenue to be raised by property taxes as set out in the operating budget, and
 - ii) the revenue to be raised in the year to pay for a local improvement or special service and pay the requisitions payable by the municipality;
- (b) impose taxes
 - i) in accordance with the tax rate or rates set under clause (a) on the portioned value of each assessable property in the municipality that is liable under *The Municipal Assessment Act* to that tax, and
 - ii) where the tax is in respect of a local improvement or special service, in accordance with the local improvement or special services by-law; and
 - iii) set a due date for payment of the taxes.

AND WHEREAS The Town of Swan River has made estimates and adopted a Financial Plan of all sums required by the corporation for the year 2023 attached hereto as Schedule "A and forms part of this By-Law:

AND WHEREAS it is necessary to levy a rate or rates of so much on the dollar upon the assessed value of all rateable property liable therefor in the municipality as the Council deems sufficient to raise the sums required for the lawful purposes of the corporation as shown by the said estimates;

AND WHEREAS the assessed value of the whole rateable property with The Town of Swan River according to the latest revised assessment roll is \$197,361,510;

AND WHEREAS the assessed value of the rateable business properties within The Town of Swan River according to the latest business assessment roll is \$5,802,900 plus business fees of \$6,188;

AND WHEREAS it is necessary to fix the rates of taxation for the purpose aforesaid and the time for the payment of all rates and taxes so fixed and levied;

NOW THEREFORE, the Council of The Town of Swan River, in open Council assembled, enacts as follows:

1. That the following respective rates of so much on the dollar be and hereby are levied for the year 2023 upon the assessed value of all the rateable property in the municipality respectively liable therefor according to the latest revised assessment roll of general and personal property thereof, to raise sums required for the purposes of the corporation, which said rates, assessed values and sums required are set out in The Financial Plan for 2023:
 - (a) Education Support Levy rate of 8.140 mills on the dollar on other assessment, levied under Section 184 of The Public Schools Act;

- (b) The special rate of 11.668 mills for Swan Valley School Division under Section 188 of The Public Schools Act;
- (c) A general rate of 0.286 mills on the dollar on all taxable property in the Town to pay the cost of assessment as apportioned by the Minister of Municipal Relations;
- (d) A special mill rate of 0.531 mills on the dollar of all taxable land in the Town to pay the cost of the Swan Lake Watershed District as prescribed by The Watershed Districts Act;
- (e) A general rate of 0.952 mills on the dollar on all taxable property in the Town to provide for the requirement of the Machinery Replacement Reserve established under By-law No. 1/97 in accordance with the provisions of Section 168 of The Municipal Act;
- (f) A general rate of 0.312 mills on the dollar on all taxable property in the Town to provide for the requirement of the Road Improvement Reserve established under By-law No. 15/2021 in accordance with the provisions of Section 168 of The Municipal Act;
- (g) A general rate of 0.229 mills on the dollar on all taxable property in the Town to provide for the requirement of the Fire Truck Replacement Reserve established under By-law No. 5/97 in accordance with the provisions of Section 168 of The Municipal Act.
- (h) A general rate of 0.026 mills on the dollar on all taxable property in the Town to provide for the requirement of the Employee Benefits Reserve established under By-Law no. 9/93 in accordance with the provisions of Section 168 of The Municipal Act.
- (i) A general rate of 0.011 mills on the dollar on all taxable property in the Town to provide for the Reserve for Replacement of Rental Tables and Chairs established under By-Law no. 12/2020 in accordance with the provisions of Section 168 of The Municipal Act.
- (j) A general rate of 0.229 mills on the dollar on all taxable property in the Town to provide for the requirement of the Recreation Facilities Reserve established under By-law No. 4/2000 in accordance with the provisions of Section 168 of The Municipal Act.
- (k) A general rate of 0.203 mills on the dollar on all taxable property in the Town to provide for the requirement of the Landfill Capital and Closure Reserve established under By-law No. 7/2021 in accordance with the provisions of Section 168 of The Municipal Act.
- (l) A general rate of 0.051 mills on the dollar on all taxable property in the Town to provide for the requirement of the Recreation Equipment Replacement Reserve established under By-law No. 11/2022 in accordance with the provisions of Section 168 of The Municipal Act.
- (m) A general rate of 11.528 mills on the dollar on all taxable property in the Town to pay for the general municipal expenditures of the corporation;

- (n) A special per parcel rate of \$245.78 per dwelling unit on all the property in Special Service Plan No. 1-2023 for the collection of residential waste and recycling material as a Special Service Tax authorized by By-law No. 2/2023;
- (o) A special mill rate of 3.582 mills on the dollar on all the property in Special Service Plan No. 2-2022 for police protection as a Special Service Tax authorized by By-law No. 5/2022;
- (p) A special mill rate of 2.866 mills on the dollar on all the property in Special Service Plan No. 3-2022 for fire protection, street lighting, street cleaning, sidewalks and boulevards, ditches and drainage, doctor recruitment, snow removal and dust control, road maintenance and reconstruction, and emergency measures as a Special Service Tax authorized by By-law No. 6/2022;
- (q) A special mill rate of 0.573 mills on the dollar on all taxable property within the Town to provide for the annual payment of the debenture for the municipal office authorized under By-law No. 15/2012;
- (r) A special mill rate of 1.094 mills on the dollar on all taxable, including otherwise exempt, property within the Town to provide for the annual payment of the debenture for the Richardson Recreation and Wellness Centre authorized under By-law No. 8/2016;
- (s) A special per parcel rate of \$59.73 on all property listed in Schedule "C" to provide for the annual payment of the debenture for the Richardson Recreation and Wellness Centre authorized under By-Law No. 8/2016;
- (t) A special mill rate of 0.087 mills on the dollar on all taxable property within the Town to provide for the annual payment of the debenture for fire fighter equipment authorized under By-law No. 21/2017;
- (u) A special frontage rate of 7.036 per frontage foot and a special flankage rate of 1.768 per flankage foot on all the property in Local Improvement Plan No. 1-2018 to provide for the annual payment of the debenture for the Local Improvement on 12th Avenue and 3rd Street South authorized by By-law No. 1/2019.
- (v) A special mill rate of 0.332 mills on the dollar on all taxable property within the Town to provide for the annual payment of the debenture for the arena floor borrowing authorized under By-law No. 9/2019;
- (w) A special mill rate of 0.051 mills on the dollar on all taxable property within the Town to provide for the annual payment of the debenture for the incident command vehicle authorized under By-law No. 18/2020;
- (x) A special mill rate of 0.105 mills on the dollar on all taxable property within the Town to provide for the annual payment of the debenture for the loader-backhoe authorized under By-law No. 19/2020; and


- (y) A special mill rate of 0.338 mills on the dollar on all taxable property within the Town to provide for the annual payment of the debenture for the repair and renovation of the Richardson Recreation and Wellness Centre authorized under By-law No. 9/2020;
2. That a business rate of 1.33% on the dollar be and is hereby levied for the year 2023 on all taxable property according to the latest revised business assessment roll of the Town, in accordance with the provisions of Section 306(1) of The Municipal Act.
3. (a) That all taxes and rates imposed and levied in The Town of Swan River for the year 2023 shall be deemed to have been imposed and to be due and payable on the 31st day of July, A.D. 2023.
- (b) That on all taxes remaining unpaid after the 31st day of July, A.D. 2023, there shall be added, on the first day of August and on the first day of each succeeding month thereafter, a penalty of 1 1/4% per month, until such taxes are paid.

DONE AND PASSED IN COUNCIL assembled at the Council Chambers of The Town of Swan River, at Swan River, in the Province of Manitoba, this 16th day of May, A.D. 2023.

READ A FIRST TIME this 2nd day of May, A.D. 2023.

READ A SECOND TIME this 16th day of May, A.D. 2023.

READ A THIRD TIME AND PASSED this 16th day of May, A.D. 2023.



Mayor



Chief Administrative Officer

THE FINANCIAL PLAN

Town of Swan River

For the Year 2023

	ATTACHED	NOT APPLICABLE
Page 1 General Operating Fund - Budgeted Revenue and Expenditure	<input checked="" type="checkbox"/>	<input type="checkbox"/>
Page 2 General Operating Fund - Budgeted Other Revenue and Transfers	<input checked="" type="checkbox"/>	<input type="checkbox"/>
Page 3 General Operating Fund - Budgeted Expenditure	<input checked="" type="checkbox"/>	<input type="checkbox"/>
Page 4 General Operating Fund - Budgeted Expenditure	<input checked="" type="checkbox"/>	<input type="checkbox"/>
Page 5 General Operating Fund - Budgeted Expenditure	<input checked="" type="checkbox"/>	<input type="checkbox"/>
Page 6 Utility Operating Fund - Budgeted Revenue and Expenditure		
Utility of _____	<input checked="" type="checkbox"/>	<input type="checkbox"/>
Utility of _____	<input type="checkbox"/>	<input type="checkbox"/>
Utility of _____	<input type="checkbox"/>	<input type="checkbox"/>
Page 7 Local Urban District - Budgeted Revenue and Expenditure		
L.U.D. of _____	<input type="checkbox"/>	<input checked="" type="checkbox"/>
L.U.D. of _____	<input type="checkbox"/>	<input type="checkbox"/>
L.U.D. of _____	<input type="checkbox"/>	<input type="checkbox"/>
Page 8 Calculation of Tax Levies	<input checked="" type="checkbox"/>	<input type="checkbox"/>
Page 9 Sundry Revenue and Expenditure Analysis	<input checked="" type="checkbox"/>	<input type="checkbox"/>
Page 10 Rural Area and General Municipal Requirements	<input type="checkbox"/>	<input checked="" type="checkbox"/>
Page 11 General Operating Fund - Debenture Debt Charges	<input checked="" type="checkbox"/>	<input type="checkbox"/>
Page 12 Utility Operating Fund - Debenture Debt Charges	<input checked="" type="checkbox"/>	<input type="checkbox"/>
Page 13 Capital Budget (Current Year)	<input checked="" type="checkbox"/>	<input type="checkbox"/>
Page 14 Capital Expenditure Program (Subsequent Five Years)	<input checked="" type="checkbox"/>	<input type="checkbox"/>

**GENERAL OPERATING FUND
BUDGETED REVENUE AND EXPENDITURE**

Town of Swan River



For the Year 2023

REVENUE

	Last Year Budgeted	Last Year Actual	This Year Budgeted	Next Year Budgeted
Total Tax Levy - Page 8	7,610,427	7,610,377	7,646,171	7,917,966
Total Grants in Lieu of Taxes - Page 8	405,775	405,771	410,305	410,300
Sub-total	8,016,202	8,016,148	8,056,477	8,328,266
School Requisitions (deduct) - Page 8	2,850,255	2,850,255	2,657,386	2,657,400
Municipal Taxes and Grants in Lieu of Taxes	5,165,947	5,165,893	5,399,091	5,670,866
Other Revenue - Page 2	2,770,741	3,584,725	2,935,221	2,913,921
Transfers from Accumulated Surplus & Reserves - Page 2	530,716	457,354	20,716	20,716
Total Municipal Revenue	8,467,404	9,207,972	8,355,028	8,605,503

EXPENDITURE

General Government Services	821,900	816,588	847,450	860,400
Protective Services	1,768,216	1,906,657	1,896,744	1,992,038
Transportation Services	937,370	1,115,768	965,465	1,003,800
Environmental Health Services	1,272,000	1,266,468	1,274,130	1,316,550
Public Health and Welfare Services	193,324	195,036	192,684	195,484
Regional Planning and Development	40,600	36,250	52,950	43,900
Resource Conservation and Industrial Development	87,300	42,510	82,450	82,700
Recreation and Cultural Services	1,470,250	1,363,971	1,514,992	1,538,942
Fiscal Services	949,755	873,446	763,756	912,000
Transfers - Deficit Recovery - Page 9	0	0	0	0
- To Reserves - Page 5	884,100	1,548,689	622,100	617,100
Total Basic Expenditure	8,424,815	9,165,383	8,212,720	8,562,914
Allowance For Tax Assets - Page 8	42,589	42,589	142,307	42,589
Total Municipal Expenditure	8,467,404	9,207,972	8,355,028	8,605,503
Net Operating Surplus (Deficit)	0	0	0	0

Departmental Use Only	Adopted by Resolution of Council  (Head of Council)  (Chief Administrative Officer)
	May 2nd 2023

BUDGETED EXPENDITURE

Town of Swan River

For the Year 2023

		Last Year Budgeted	Last Year Actual	This Year Budgeted	Next Year Budgeted
GENERAL GOVERNMENT SERVICES					
1100	Legislative	138,800	146,644	143,650	146,700
1200	General Administrative				
1212	Chief Administrative Officer and Staff	490,000	481,935	508,000	512,650
1215	Office	140,350	147,173	142,400	147,100
1216	Legal	17,000	17,525	17,000	17,000
1217	Audit	8,500	8,239	8,500	8,500
1218	Assessment	56,250	56,229	56,250	56,250
1240	Taxation	8,500	7,545	8,500	8,500
1300	Other General Government				
1310	Elections	8,000	1,548	0	0
1320	Membership Fees and Town Vans	4,400	1,807	4,400	4,900
1330	Damage Claims and Liability Insurance	24,000	25,776	37,000	39,150
1340	Intergovernmental Relations	0	0	0	0
1350	Grants - General	0	660	0	0
1360	Other General Government-Sundry	9,900	6,564	9,900	10,450
1370	Past-Service Pension Payments	0	0	0	0
1380	Unallocated Employee Benefits	0	0	0	0
SUB-TOTAL GENERAL GOVERNMENT SERVICES		905,700	901,644	935,600	951,200
1991	Recoveries (deduct) - Utility	63,300	64,325	66,950	68,950
1992	- Other	20,500	20,731	21,200	21,850
TOTAL GOVERNMENT SERVICES - TO PAGE 1		821,900	816,588	847,450	860,400
PROTECTIVE SERVICES					
2100	Police	1,320,650	1,516,084	1,418,750	1,500,200
2200	Bylaw Enforcement	31,050	27,047	40,500	41,950
24??	Fire	317,226	292,024	338,346	351,150
2500	Emergency Measures				
2510	Emergency Measures Organization	5,150	3,371	8,850	9,050
2520	Flood Control	2,490	34	2,520	2,601
2530	Pandemic	3,500	392	1,000	1,000
2540	Ambulance Services	0	0	0	0
2550	Other	0	0	0	0
2600	Other Protection				
2621	Building Inspection	35,850	40,504	40,850	40,850
2622	Electrical Inspection	0	0	0	0
2623	Plumbing Inspection	0	0	0	0
2626	Other Safety Inspections	33,650	16,567	28,428	27,387
2630	License Inspection	0	0	0	0
2640	Animal and Pest Control	18,650	10,635	17,500	17,850
2650	Other - Traffic Services	0	0	0	0
	Other _____	0	0	0	0
TOTAL PROTECTIVE SERVICES - TO PAGE 1		1,768,216	1,906,657	1,896,744	1,992,038
TRANSPORTATION SERVICES					
Road Transport					
31??	Administration and Engineering	114,675	111,568	132,075	136,105
Roads and Streets					
Unallocated Costs					
3210	- Wages and Benefits	1,007,325	957,378	982,575	1,012,075
3212	- Equipment	306,650	393,225	330,770	347,750
3211	- Workshop and Yard Operations	121,150	136,934	142,500	148,550
3220	- Labour Recovery	-938,050	-912,224	-972,900	-1,002,100
3221	- Equipment Recovery	-249,550	-287,504	-336,300	-346,400
3231	Road Maintenance	99,870	116,959	102,770	105,620
3232	Road Construction	60,300	61,110	60,550	60,750
Transportation Services Sub-Total Forward to Page 4		522,370	577,446	442,040	462,350

BUDGETED EXPENDITURE

Town of Swan River

For the Year 2023

		Last Year Budgeted	Last Year Actual	This Year Budgeted	Next Year Budgeted
Transportation Services Sub-Total Forward from Page 3		522,370	577,446	442,040	462,350
3233	Sidewalks	10,450	2,514	11,000	11,500
3238	Boulevards	7,500	4,124	8,450	8,850
3230	Tree Trimming	19,150	10,510	19,900	20,400
3234	Ditches and Road Drainage	18,550	19,221	19,300	20,050
3235	Storm Sewers	22,150	26,745	23,550	24,450
3236	Street Cleaning	20,100	18,319	21,550	22,450
3237	Snow and Ice Removal	153,000	291,604	231,550	238,200
3240	Bridges	0	0	0	0
3250	Street Lighting	76,000	77,631	76,000	80,550
3260	Traffic Services	31,200	25,872	32,050	33,900
3275	Other Road Transport	0	35	0	0
3290	Airport	49,350	54,197	73,650	74,450
3280	Other Transportation Services	7,550	7,550	6,425	6,650
TOTAL TRANSPORTATION SERVICES - TO PAGE 1		937,370	1,115,768	965,465	1,003,800
ENVIRONMENTAL HEALTH SERVICES					
Garbage and Waste Collection					
432?	Garbage Collection	390,900	353,872	390,830	401,050
4330	Nuisance Grounds	367,000	406,982	385,000	388,850
Other Environmental Health					
434?	Reduce, Reuse, Recycle	514,100	505,614	498,300	526,650
4350	Environmental Clean-up	0	0	0	0
	Other _____	0	0	0	0
TOTAL ENVIRONMENTAL HEALTH SERVICES - TO PAGE 1		1,272,000	1,266,468	1,274,130	1,316,550
PUBLIC HEALTH AND WELFARE SERVICES					
Public Health					
5110	Health Unit	0	0	0	0
5160	Cemeteries	74,650	72,934	77,950	80,750
5186	Other: Cemetery Perpetual Care Fund	7,700	8,906	4,200	4,200
	_____	0	0	0	0
Medical Care					
5370	Medical Officer	64,224	64,784	64,784	64,784
5260	Other: Grants to Medical Organizations	0	16	0	0
Hospital Care					
	Hospital Care	0	0	0	0
	Other _____	0	0	0	0
Social Assistance					
5410	Employment and Training	0	0	0	0
5420	Social Assistance	43,750	43,755	43,750	43,750
5430	Other: Grants to Social Assistance Organizations	3,000	4,640	2,000	2,000
TOTAL PUBLIC HEALTH & WELFARE SERVICES-TO PAGE 1		193,324	195,036	192,684	195,484
REGIONAL PLANNING AND DEVELOPMENT					
6100	Planning and Zoning	7,700	7,533	17,700	7,700
Community Development					
6220	General Land Assembly	0	0	0	0
6230	Urban Renewal	0	0	0	0
6240	Beautification and Land Rehabilitation	4,050	3,844	4,250	4,400
6241	Urban Area Weed Control	13,150	11,627	14,100	14,650
6242	Christmas Lights, Decorations, Flags	9,800	8,245	10,000	10,200
6243	Communities in Bloom	5,900	5,000	6,900	6,950
TOTAL REGIONAL PLANNING AND DEVELOPMENT - TO PAGE 1		40,600	36,250	52,950	43,900

BUDGETED EXPENDITURE

Town of Swan River

For the Year 2023

		Last Year Budgeted	Last Year Actual	This Year Budgeted	Next Year Budgeted
RESOURCE CONSERVATION AND INDUSTRIAL DEVELOPMENT					
7100	Natural Resources	0	0	0	0
7120	Agriculture	0	0	0	0
7121	Destruction of Pests	0	0	0	0
7122	Protective Inspections	0	0	0	0
7123	Rural Area Weed Control	0	0	0	0
	Drainage of Land	0	0	0	0
7125	Veterinary Services	7,150	7,112	8,000	8,000
7124	Water Resources and Conservation	13,450	13,634	13,700	13,700
7200-5272	Regional Development	0	0	0	0
7300	Industrial Development	5,000	0	0	0
	Other Economic Development	0	0	0	0
7200-5271	Settlement and Immigration Services	4,000	5,000	4,000	4,000
7200-5261	Assistance for Housing and Commercial/Industrial Development	40,000	6,924	40,000	40,000
7410	Tourism	11,000	8,600	11,050	11,100
7420	Public Receptions	4,200	1,241	3,200	3,400
7?00-5273	Town Promotion	2,500	0	2,500	2,500
		0	0	0	0
TOTAL RESOURCE CONSERVATION & INDUSTRIAL DEVELOPMENT - PG 1		87,300	42,510	82,450	82,700
RECREATION AND CULTURAL SERVICES					
8110	Recreation Commission	0	0	0	0
8120	Community Centers and Halls	125,450	101,320	112,500	110,700
8130	Swimming Pools and Beaches	633,750	545,643	646,900	667,550
8140	Golf Courses	0	0	0	0
8150	Skating Rinks and Arenas	441,950	461,672	473,000	481,650
818?	Parks and Playgrounds	107,700	83,391	109,550	104,950
	Other Recreational Facilities	0	0	0	0
8190	Grants	0	2,881	3,000	3,000
8191	Programming	55,050	54,379	58,300	59,100
8240	Museums	4,000	4,000	4,000	4,000
8250	Libraries	94,250	98,142	98,142	98,142
8290	Other Cultural Facilities	1,400	2,956	1,400	1,400
8280	Canada Day Celebrations	6,700	9,585	8,200	8,450
		0	0	0	0
TOTAL RECREATION & CULTURAL SERVICES - TO PAGE 1		1,470,250	1,363,971	1,514,992	1,538,942
FISCAL SERVICES					
9111	L.U.D. of _____ -- Page 7	0	0	0	0
9112	L.U.D. of _____ -- Page 7	0	0	0	0
932?	Transfer to Capital - Page 13	283,000	206,667	97,000	135,200
9330	Transfer to Utility - Page 6	0	0	0	0
9410	Debenture Debt Charges - Page 11	666,755	666,756	666,756	776,800
9420	Other Long-term debt charges -- Page 11	0	0	0	0
9430	Tax discount and short-term loan interest	0	24	0	0
9440	Other Debt Charges	0	0	0	0
	Other Fiscal Services	0	0	0	0
		0	0	0	0
TOTAL FISCAL SERVICES - TO PAGE 1		949,755	873,446	763,756	912,000
TRANSFERS					
9313-5537	General Reserve	0	35,000	0	0
	Specific-Purpose Reserves:				
9311-5510	Machinery Replacement	177,800	177,800	187,800	187,800
9311-5511	Road Improvement	61,500	61,500	61,500	61,500
9311-5512	Tax Stabilization	262,000	474,550	0	0
9311-5513	Crime Prevention	50,000	50,000	0	0
9313-5532	Fire Truck	40,000	40,000	45,000	45,000
9313-5536	Federal Gas Tax	225,800	225,839	225,800	225,800
9313-5535	Recreation Facilities Major Repairs	40,000	40,000	45,000	45,000
9313-5533	Employee Benefits	5,000	5,000	5,000	0
9313-5534	Tables and Chairs	2,000	2,000	2,000	2,000
9313-5538	Landfill Capital and Closure	20,000	437,000	40,000	40,000
9313-5539	Recreation Equipment Replacement	0	0	10,000	10,000
TOTAL TRANSFERS - TO PAGE 1		884,100	1,548,689	622,100	617,100

**UTILITY OPERATING FUND
BUDGETED REVENUE AND EXPENDITURE**

Town of Swan River

For the Year 2023

REVENUE

	Last Year Budgeted	Last Year Actual	This Year Budgeted	Next Year Budgeted
0300 Water Consumer Sales	575,000	543,853	575,000	575,000
0305 Sewer Service Charges	590,000	561,183	590,000	590,000
0310 Customer Service Charges	118,000	117,810	118,000	118,000
0320 Discounts, Refunds and Cancellations	-500	-5,991	-500	-500
Net Consumer Revenue - Sub Total	1,282,500	1,216,854	1,282,500	1,282,500
0330 Penalties	0	3,076	1,000	1,000
0340 Hydrant Rentals	14,350	14,365	14,350	14,350
0350 Installation Service	2,000	1,430	1,000	1,000
0360 Connection Revenue	35,000	32,861	35,000	35,000
0365 Lagoon Dumping Fees	10,000	8,405	10,000	10,000
0370 Provincial Grants	0	0	0	0
0371 Federal Grants	0	0	0	0
038? Other Revenue	1,000	43,400	1,000	1,000
0390 Transfer from Revenue Fund - Page 5	0	0	0	0
0396 Transfer from Reserves - Utility - Page 13	0	0	0	0
0397 Transfer from Accumulated Surplus	0	0	0	0
TOTAL REVENUE	1,344,850	1,320,391	1,344,850	1,344,850

EXPENDITURE

0400 ADMINISTRATION				
0400 Administration	66,250	65,487	69,900	72,050
0402 Audit	3,000	3,210	3,000	3,000
0403 Memberships and Conventions	10,500	9,587	16,000	16,950
0404 Insurance	5,500	7,408	10,500	11,150
TOTAL	85,250	85,692	99,400	103,150
0410 WATER SUPPLY				
0411 Administration	45,000	41,507	47,200	48,600
0412 Customer Billings and Collections	27,300	19,594	27,550	28,600
0413 Purification and Treatment	170,000	184,640	186,250	184,500
0414 Water Purchases	0	0	0	0
0415 Service of Supply	18,200	20,396	26,350	27,850
0416 Transmissions and Distribution	98,350	130,243	114,150	117,100
0417 Other Water Supply Costs	17,950	14,754	18,250	19,150
0418 Connections	170,800	199,079	176,100	179,750
TOTAL	547,600	610,213	595,850	605,550
0420 SEWAGE COLLECTION AND DISPOSAL				
0421 Administration	45,000	41,507	47,200	48,600
0422 Sewage Collection System	23,900	18,054	24,950	26,000
0423 Sewage Lift Station	69,800	72,046	76,600	80,550
0424 Sewage Treatment and Disposal	86,450	89,955	87,700	92,450
0425 Other Sewage Collection and Disposal Costs	0	0	0	0
0426 Connections	0	0	0	0
TOTAL	225,150	221,562	236,450	247,600
0430 TRANSFER TO CAPITAL - Page 13	0	0	0	0
0450 DEBENTURE DEBT CHARGES - Page 12	264,600	264,585	264,585	264,600
TRANSFERS				
0470 Deficit Recovery, 2016 - Page 9	0	0	0	0
0441 Transfer to Utility Reserve	172,250	88,339	98,565	73,950
0442 Transfer to Lagoon Improvement Reserve	50,000	50,000	50,000	50,000
TOTAL	222,250	138,339	148,565	123,950
TOTAL EXPENDITURE	1,344,850	1,320,391	1,344,850	1,344,850
NET OPERATING SURPLUS (DEFICIT)	0	0	0	0

CALCULATION OF TAX LEVIES

Town of Swan River
For the Year 2023

	Assessments				Expenditures			Mill Rate (M/R)	Revenues					
	Taxable	Grazing Lease and/or Converted fees	Grants in Lieu of Taxes	Total	Basic	Allowance Tax Assets	Total		Tax Levy	Otherwise Exempt	Grants in Lieu of Taxes	Grazing lease and / or Converted fees	Total	
Education (Requisition) Taxes:														
Education Support Levy (ESL)	53,638,580		4,370,760	58,009,340	472,190	6	472,196	8.140	436,618		35,578			472,196
School Division #35	176,700,930		10,592,620	187,293,550	2,185,196	145	2,185,341	11.668	2,061,746		123,595			2,185,341
Total Education Taxes	230,339,510		14,963,380	245,302,890	2,657,386	151	2,657,537		2,498,364		159,173			2,657,537

Page 1

	Assessments				Expenditures			Mill Rate Fr/PP	Revenues					
	Taxable	Otherwise Exempt	Grants in Lieu of Taxes	Total	Basic	Allowance Tax Assets	Total		Tax Levy	Otherwise Exempt	Grants in Lieu of Taxes	Other Revenues and Transfers	Total	
Municipal Taxes:														
Local Urban Districts														
L.U.D.														

	Assessments				Expenditures			Mill Rate	Revenues					
	Taxable	Otherwise Exempt	Grants in Lieu of Taxes	Total	Basic	Allowance Tax Assets	Total		Tax Levy	Otherwise Exempt	Grants in Lieu of Taxes	Other Revenues and Transfers	Total	
Debenture Debt Charges														
Municipal Office (BL 15/2012)	186,768,890		10,592,620	197,361,510	112,937	151	113,088	0.573	107,019		6,070			113,088
Wellness Centre (BL 08/2016) Mil	186,698,040	40,824,770	9,795,200	237,318,010	259,613	13	259,626	1.094	204,248	44,662	10,716			259,626
Wellness Centre (BL 08/2016) PP					108,709	0	108,709	Per Parcel	88,221	16,545	3,942			108,709
Firefighter Equipment (BL 21/2017)	186,768,890		10,592,620	197,361,510	16,997	173	17,170	0.087	16,249		922			17,170
12th+3rd Paving (BL 1/2019) Frt					5,849	0	5,849	Frontage	4,963	887				5,849
Arena Floor (BL 9/2019)	186,768,890		10,592,620	197,361,510	65,488	36	65,524	0.332	62,007		3,517			65,524
Incident Command (BL 18/2020)	186,768,890		10,592,620	197,361,510	9,935	130	10,065	0.051	9,525		540			10,065
Loader-Backhoe (BL 19/2020)	186,768,890		10,592,620	197,361,510	20,716	7	20,723	0.105	19,611		1,112			20,723
Pool Repairs (14/2021)	186,768,890		10,592,620	197,361,510	66,511	197	66,708	0.338	63,128		3,580			66,708

	Assessments				Expenditures			Mill Rate	Revenues					
	Taxable	Otherwise Exempt	Grants in Lieu of Taxes	Total	Basic	Allowance Tax Assets	Total		Tax Levy	Otherwise Exempt	Grants in Lieu of Taxes	Other Revenues and Transfers	Total	
Special Assessment Levies														
Municipal Assessment	186,768,890		10,592,620	197,361,510	56,250	195	56,445	0.286	53,416		3,029			56,445
Swan Lake Watershed District	24,785,480		1,020,430	25,805,910	13,698	5	13,703	0.531	13,161		542			13,703

	Assessments				Expenditures			Mill Rate	Revenues					
	Taxable	Otherwise Exempt	Grants in Lieu of Taxes	Total	Basic	Allowance Tax Assets	Total		Tax Levy	Otherwise Exempt	Grants in Lieu of Taxes	Other Revenues and Transfers	Total	
Special Services Levies														
Residential Waste (BL 2/2023)					381,451	0	381,451	Per Parcel	370,882		10,569			381,451
Police Protection (BL 5/2022)	186,698,040	40,824,770	9,795,200	237,318,010	850,000	73	850,073	3.582	668,752	146,234	35,086			850,073
Special services (BL 6/2022)	186,698,040	40,824,770	9,795,200	237,318,010	680,000	153	680,153	2.866	535,077	117,004	28,073			680,153

	Assessments				Expenditures			Mill Rate	Revenues					
	Taxable	Otherwise Exempt	Grants in Lieu of Taxes	Total	Basic	Allowance Tax Assets	Total		Tax Levy	Otherwise Exempt	Grants in Lieu of Taxes	Other Revenues and Transfers	Total	
Deficit Recovery														
General														
Utility														

	Assessments				Expenditures			Mill Rate	Revenues					
	Taxable	Otherwise Exempt	Grants in Lieu of Taxes	Total	Basic	Allowance Tax Assets	Total		Tax Levy	Otherwise Exempt	Grants in Lieu of Taxes	Other Revenues and Transfers	Total	
Reserve Funds														
Machinery replacement (01/1997)	186,768,890		10,592,620	197,361,510	187,800	88	187,888	0.952	177,804		10,084			187,888
Road improvement (15/2021)	186,768,890		10,592,620	197,361,510	61,500	77	61,577	0.312	58,272		3,305			61,577
Fire truck replacement (05/1997)	186,768,890		10,592,620	197,361,510	45,000	196	45,196	0.229	42,770		2,426			45,196
Employee benefits (09/1993)	186,768,890		10,592,620	197,361,510	5,000	131	5,131	0.026	4,856		275			5,131
Tables and chairs (12/2020)	186,768,890		10,592,620	197,361,510	2,000	171	2,171	0.011	2,054		117			2,171
Recreation facilities (04/2000)	186,768,890		10,592,620	197,361,510	45,000	196	45,196	0.229	42,770		2,426			45,196
Landfill capital and closure (7/2021)	186,768,890		10,592,620	197,361,510	40,000	64	40,064	0.203	37,914		2,150			40,064
Recreation equipment (11/2022)	186,768,890		10,592,620	197,361,510	10,000	65	10,065	0.051	9,525		540			10,065

	Assessments				Expenditures			Mill Rate	Revenues					
	Taxable	Otherwise Exempt	Grants in Lieu of Taxes	Total	Basic	Allowance Tax Assets	Total		Tax Levy	Otherwise Exempt	Grants in Lieu of Taxes	Other Revenues and Transfers	Total	
General Municipal														
At Large	186,768,890		10,592,620	197,361,510	2,135,150	140,033	2,275,183	11.528	2,153,072		122,112			2,275,183
Business Tax, Fees	5,802,900			5,802,900	83,367		83,367	1.33%	77,179			6,188		83,367
Other Revenue and Transfers					2,949,749		2,949,749					2,949,749		2,949,749
Total Municipal					8,212,720	142,156	8,354,876		4,822,474	325,332	251,133	2,955,937		8,354,876

Total (Education + Municipal) Taxes					10,870,106	142,307	11,012,414		7,320,839	325,332	410,305	2,955,937		11,012,414
--	--	--	--	--	-------------------	----------------	-------------------	--	------------------	----------------	----------------	------------------	--	-------------------

* Added to Total Tax Levy on page 1

Page 1

Page 1

Page 1*

Page 1,9

Page 2

SUNDRY REVENUE AND EXPENDITURE ANALYSIS

Town of Swan River

For the Year 2023

Part 1 - Grants in Lieu of Taxes

Government or Agency	Assessment		Mill Rate	Amount	Per Parcel	Total
	Farm/Residential	Other				
Government Services #1080	5,760		34.523	199	63	262
Government Services #1080		1,023,690	42.663	43,674	171	43,845
Sustainable Dev. (Crown) #1121	320		34.523	11	120	131
Sustainable Dev. (Oper) #1126		259,810	42.663	11,084	97	11,181
Highways & Transport #1150		507,580	42.663	21,655	1,349	23,004
Swan Valley School Div #1160		322,530	42.663	13,760		13,760
Manitoba Public Insurance #1270		295,950	42.663	12,626	35	12,661
Manitoba Housing #1300	6,215,780		34.523	214,587	12,983	227,570
Manitoba Hydro #1770		531,450	42.663	22,673	82	22,755
HMQ (Canada) #2700 Misc.		592,480	42.663	25,277	150	25,427
Centra Gas Manitoba #705		39,850	42.663	1,700	2	1,702
Centra Gas Manitoba Inc.		797,420	35.121	28,006		28,006
				0		0
				0		0
				0		0
				0		0
				0		0
				0		0
				0		0

Total - Pages 1, 8

410,305

Part 2 - Conditional Transfers and Grants

Government or Agency	Purpose	Amount
Naturable Resources and Northern Development	Dutch Elm Disease	2,500
Justice	Urban Policing	451,000
Municipal Relations	Hometown Green Team	7,000
Municipal Relations	Recreation Opportunities Program	5,200

Total - Page 2

465,700

Part 3 - Transfers to Recover Previous Years' Deficit - General Operating Fund

Original Deficit Amount	Year	Term	Authority	Amount

Total - Page 1

0

Part 4 - Transfers to Recover Previous Years' Deficit - Utility Operating Fund

Original Deficit Amount	Year	Term	Authority	Amount

Total - Page 6

0

CAPITAL BUDGET
(current year)
Town of Swan River
For the Year 2023

Part 1 - CAPITAL EXPENDITURES

Particulars of Expenditure	Estimated Total Cost	Borne by General Fund	Borne by Utility Fund	Borne by Reserves	Borne by Borrowing
Sidewalks	50,000			50,000	
13th Ave & 3rd St S basework	100,000			100,000	
Resurfacing local roads	275,000			275,000	
Athlone drainage culverts & ditches	140,000			140,000	
Stump grinder	11,000			11,000	
Tractor	210,000			210,000	
Public reserve grading, planting	12,000	12,000			
Pumper 1 replacement & equipmer	900,000				900,000
Centennial Arena retrofit consultant	285,000	45,000		240,000	
Arena scrubber	15,000	15,000			
Pool construction lawsuit & study	125,000	25,000		100,000	
Cemetery columbarium	250,000				250,000
Hall parking lot repaving	25,000			25,000	
Emergency backup generator	35,000			35,000	
Landfill study and design	30,000			30,000	
100 Blk Centennial Dr N utility rene	300,000			150,000	150,000
Water plant UV replacement	75,000			75,000	
Lagoon design	50,000			50,000	
Water plant backup generator	175,000			175,000	
Water plant PLC upgrade	175,000			175,000	
	3,238,000				
TOTAL		97,000			
		Page 5	0		
			Page 6	1,841,000	
				Part 2	1,300,000



PART 2. GENERAL AND SPECIFIC-PURPOSE RESERVE FUND WITHDRAWALS

Part 3

Reserve Name and By-Law No.	General Fund Transfers		Utility Fund Transfers		Cash Resources
	To Operating	To Capital	To Operating	To Capital	(Opening Balance in Reserve)
General Reserve	20/1983			35,000	221,890
Machinery Replace	1/1997	20,716	221,000		104,693
Federal Gas Tax	2/2006		440,000		1,182,983
Water and Sewer	25/1995				625,000
Lagoon Improvement	16/2021				101,342
Fire Truck	5/1997				133,755
Recreation Facilities	4/2000		100,000		119,394
Road Improvement	15/2021		150,000		251,331
Landfill Capital/Close	7/2021		30,000		518,061
Rental Tables/Chairs	12/2020				6,139
Tax Stabilization	8/2022		240,000		479,815
		20,716			
	Page 2	1,216,000			
		Part 1	0		
			Page 6	625,000	
				Part 1	

PART 3. BORROWING (Subject to Municipal Board Approval)

PROPOSAL	TEMPORARY FINANCING			REPAYMENT	
	Bank Loan	Operating Loan	Reserve Loan	Amount	Term
Pumper 1 replacement & equipmer				900,000	15 years
Cemetery columbarium				250,000	15 years
100 Blk Centennial Dr N utility rene				150,000	10 years
TOTAL - Part 1				1,300,000	

Departmental Use Only	Adopted by Resolution of Council
	 (Head of Council)  (Chief Administrative Officer)

May 2 2023

**FIVE YEAR CAPITAL EXPENDITURE PROGRAM
Town of Swan River**

PURPOSE	CAPITAL EXPENDITURE (Mark Priority 1, 2, 3, etc.)						SOURCE OF FUNDS				
	2024	2025	2026	2027	2028	Total	Operating	Reserves	Borrowing	Other	
Firefighting equipment	15,200	16,000	16,500	17,000	17,200	81,900	81,900				
Firefighting vehicles			50,000			50,000	50,000				
						0					
Administration van			40,000			40,000		40,000			
Bylaw enforcement vehicle		60,000				60,000	60,000				
						0					
Roads and streets construction	285,000	200,000	200,000	210,000		895,000		895,000			
Transportation services equipment	190,000	150,000		175,000		515,000		515,000			
Sidewalk construction	25,000	50,000		25,000		100,000		100,000			
						0					
Landfill expansion		660,000				660,000			660,000		
Landfill mechanical building				190,000		190,000	190,000				
						0					
Playground equipment	120,000		150,000			270,000	270,000				
Pool light fixtures replacement	25,000					25,000		25,000			
Centennial Arena renovation						0					
						0					
Water and sewer lines renewal	150,000	450,000	300,000	150,000		1,050,000		300,000	750,000		
Well site outlet and inspection	180,000					180,000		180,000			
Water distribution line swabbing	45,000		55,000			100,000		100,000			
Water Plant ultraviolet replacement						0					
						0					
Lift station pump replacement		65,000				65,000		65,000			
Sewage lagoon construction	2,100,000					2,100,000			2,100,000		
Sewage collection pipe lining	85,000	100,000				185,000		185,000			
TOTAL	3,220,200	1,751,000	811,500	767,000	17,200	6,566,900	651,900	2,405,000	3,510,000	0	
SOURCE OF FUNDS - ANNUAL							TOTAL				
OPERATING	135,200	76,000	216,500	207,000	17,200	651,900					
RESERVES	985,000	565,000	295,000	560,000		2,405,000					
BORROWING	2,100,000	1,110,000	300,000			3,510,000					
OTHER						0					
TOTAL	3,220,200	1,751,000	811,500	767,000	17,200	6,566,900					

Departmental Use Only	<p align="center">Adopted by Resolution of Council</p> <p align="center"><i>May 2nd</i> 20<i>23</i></p> <p align="center">_____ (Head of Council)</p> <p align="center">_____ (Chief Administrative Officer)</p>
-----------------------	--